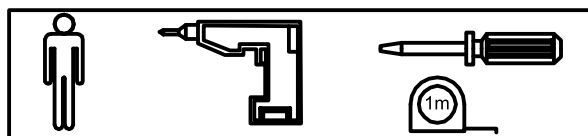
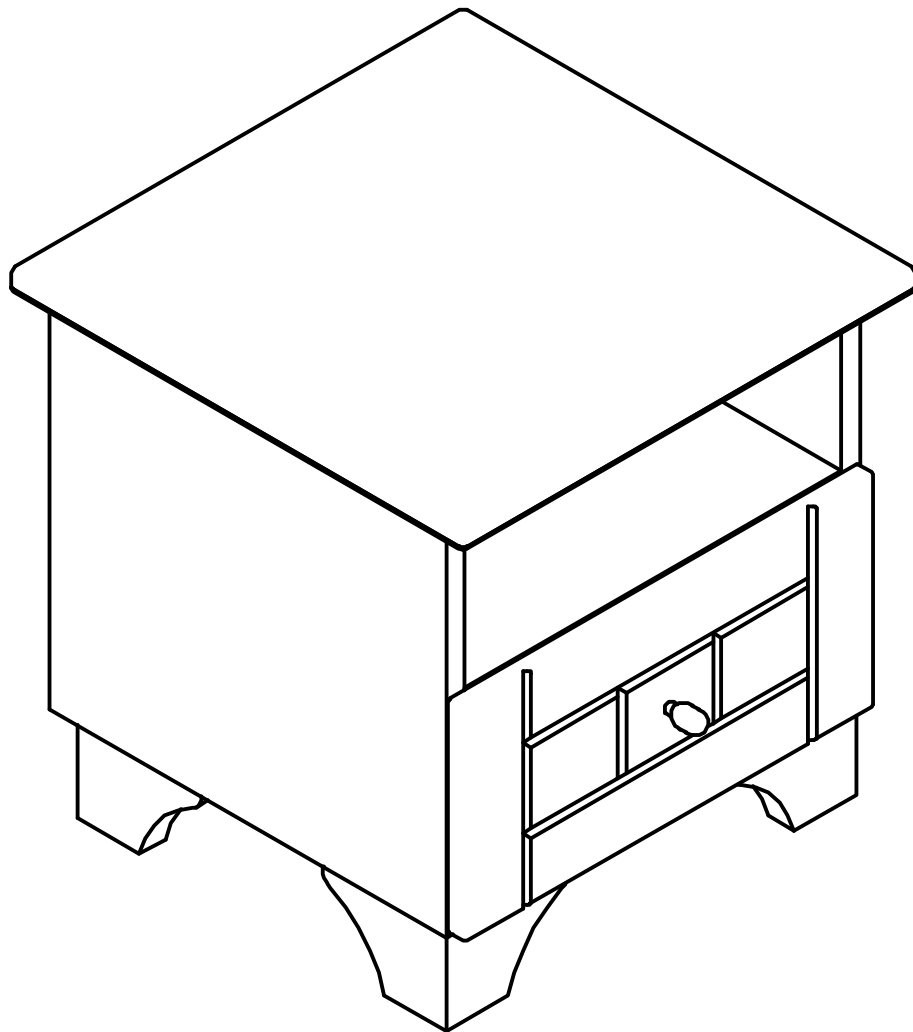
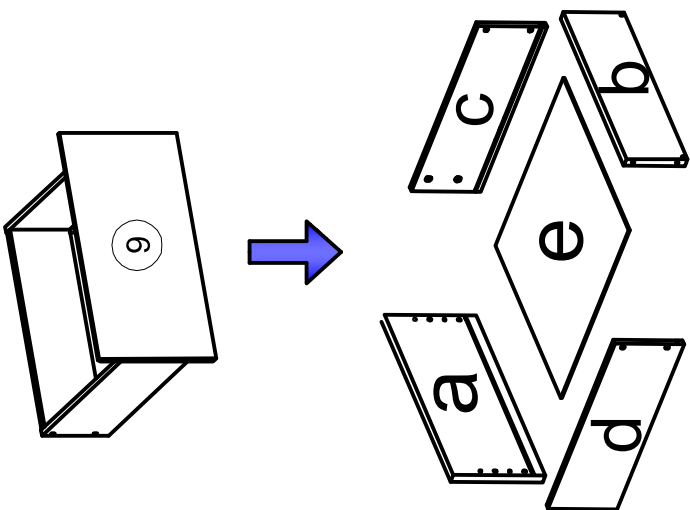
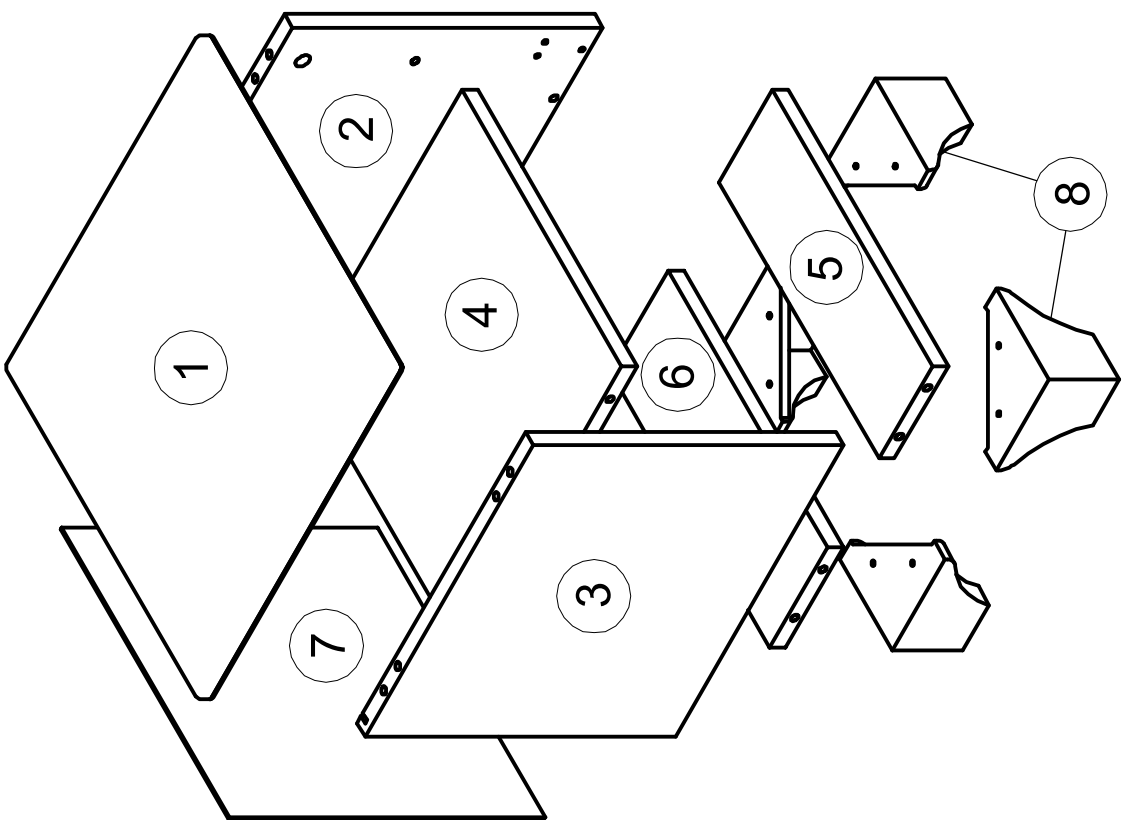










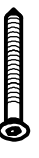

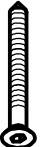











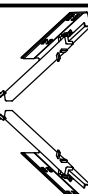






















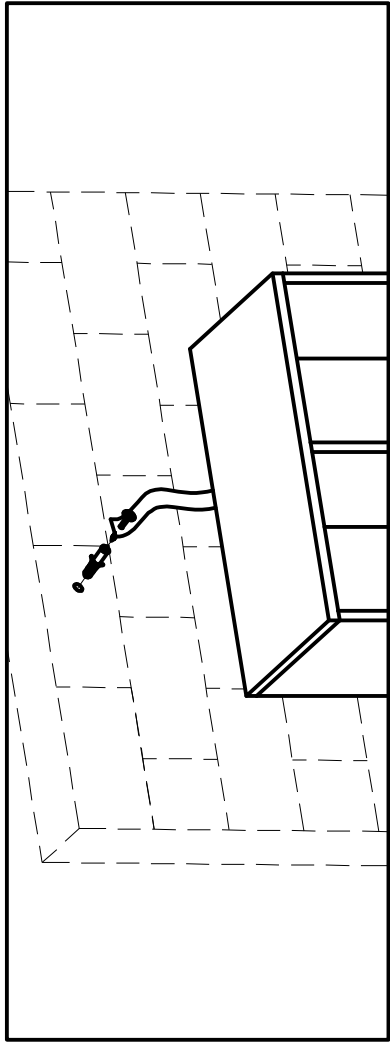
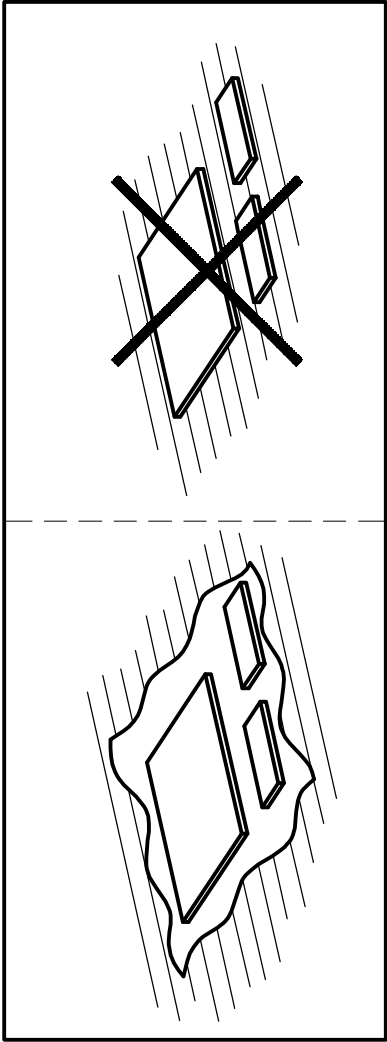
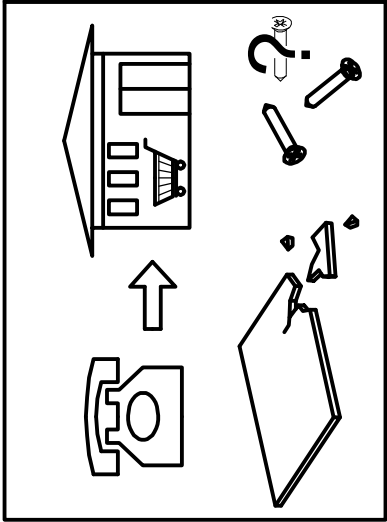
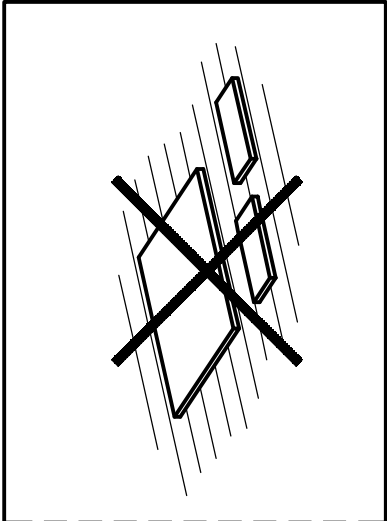

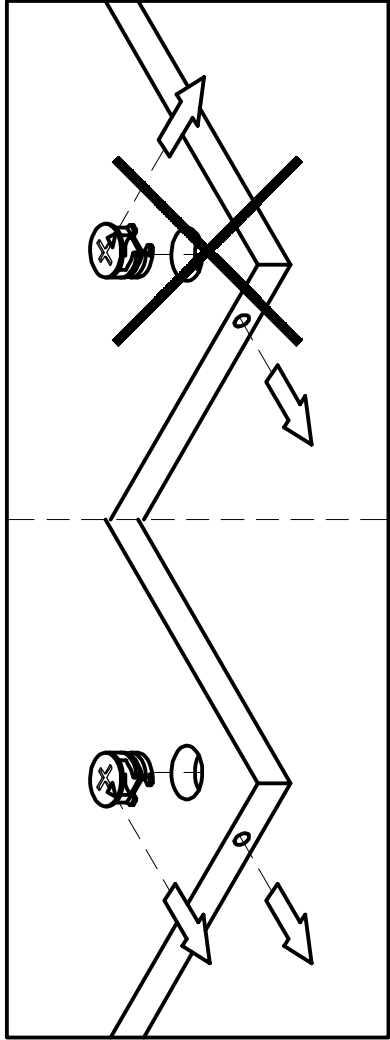
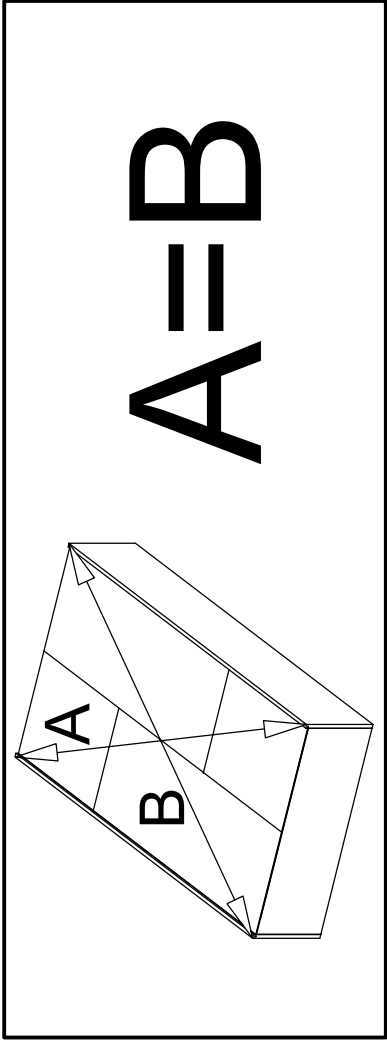
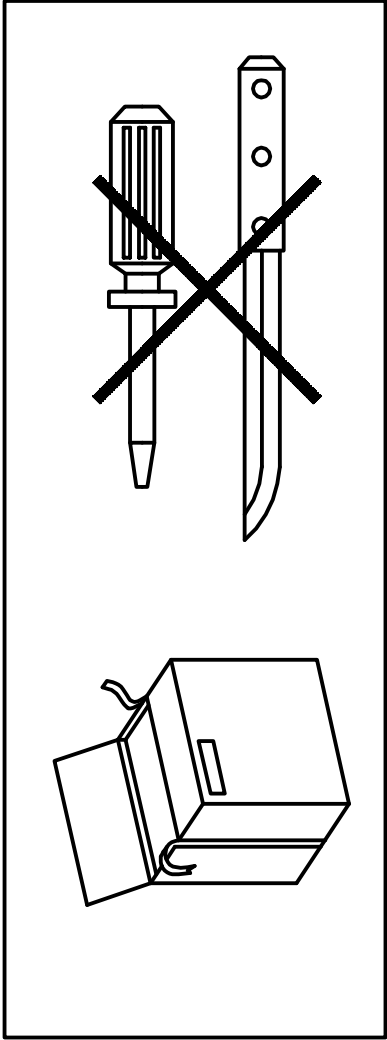
KS.31 Stolik nocny
KS.31 Bed side table
KS.31 Столик ночной
KS.31 Noptiera
KS.31 Nachttisch
KS.31 Yöpöytä



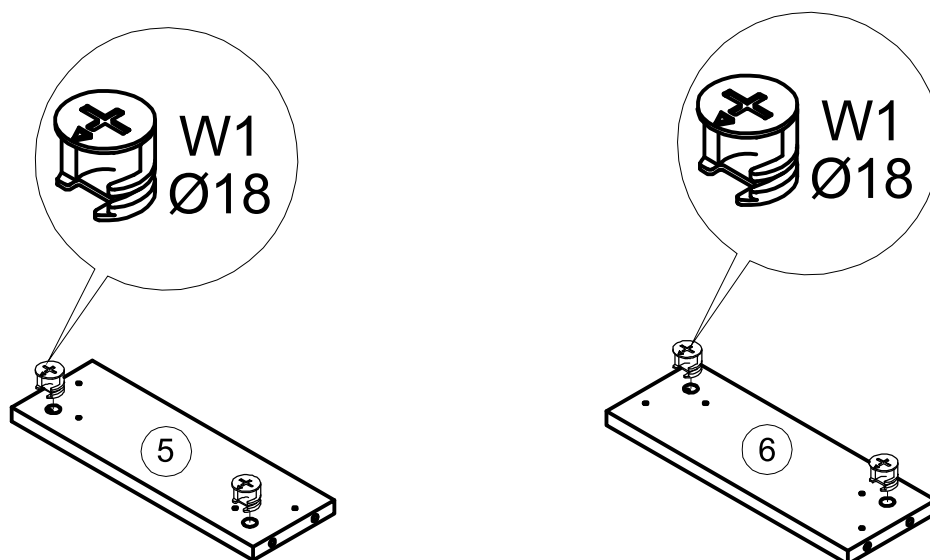


OKUCIA / FITTINGS / ФУРНИТУРА / FERONERIE / BESCHLÄGE / KIINNITTIMET				ELEMENTS / CZĘŚCI / ДЕТАЛИ / COMPONENTE / TEILE /ELEMENTIT																																																													
<table><tr><td colspan="2">Id</td><td>pcs.</td></tr><tr><td>W1</td><td> Ø15</td><td>8</td></tr><tr><td>W2</td><td></td><td>12</td></tr><tr><td>W4</td><td> Ø8,0x36</td><td>12</td></tr><tr><td>W24</td><td></td><td>4</td></tr><tr><td>W33</td><td> S=4</td><td>1</td></tr></table>				Id		pcs.	W1	 Ø15	8	W2		12	W4	 Ø8,0x36	12	W24		4	W33	 S=4	1	<table><tr><td colspan="2">Id</td><td>pcs.</td></tr><tr><td>W70</td><td> Ø6,4x50</td><td>8</td></tr><tr><td>W23</td><td> M4x25</td><td>1</td></tr><tr><td>W14</td><td> Ø7x50</td><td>4</td></tr><tr><td>W61</td><td> Ø6x32</td><td>4</td></tr><tr><td>W50</td><td> Ø12</td><td>4</td></tr></table>				Id		pcs.	W70	 Ø6,4x50	8	W23	 M4x25	1	W14	 Ø7x50	4	W61	 Ø6x32	4	W50	 Ø12	4	<table><tr><td colspan="2">Id</td><td>pcs.</td></tr><tr><td>W20</td><td></td><td>3</td></tr><tr><td>W63</td><td> Ø3x20</td><td>2</td></tr><tr><td>W11</td><td> Ø3x25</td><td>6</td></tr><tr><td>W13</td><td> Ø6,3x13</td><td>8</td></tr><tr><td>W146</td><td></td><td>1R 1L</td></tr></table>				Id		pcs.	W20		3	W63	 Ø3x20	2	W11	 Ø3x25	6	W13	 Ø6,3x13	8	W146		1R 1L
Id		pcs.																																																															
W1	 Ø15	8																																																															
W2		12																																																															
W4	 Ø8,0x36	12																																																															
W24		4																																																															
W33	 S=4	1																																																															
Id		pcs.																																																															
W70	 Ø6,4x50	8																																																															
W23	 M4x25	1																																																															
W14	 Ø7x50	4																																																															
W61	 Ø6x32	4																																																															
W50	 Ø12	4																																																															
Id		pcs.																																																															
W20		3																																																															
W63	 Ø3x20	2																																																															
W11	 Ø3x25	6																																																															
W13	 Ø6,3x13	8																																																															
W146		1R 1L																																																															
				<table><tr><td rowspan="2">1/3</td><td>Nr</td><td>A x B x C [mm]</td><td>PCS.</td></tr><tr><td>9a</td><td>396x196x16</td><td>1</td></tr><tr><td></td><td>1</td><td>440x440x22</td><td>1</td></tr></table>				1/3	Nr	A x B x C [mm]	PCS.	9a	396x196x16	1		1	440x440x22	1																																															
1/3	Nr	A x B x C [mm]	PCS.																																																														
	9a	396x196x16	1																																																														
	1	440x440x22	1																																																														
				<table><tr><td rowspan="11">2/3</td><td>Nr</td><td>A x B x C [mm]</td><td>PCS.</td></tr><tr><td>2</td><td>348x384x18</td><td>1</td></tr><tr><td>3</td><td>348x384x18</td><td>1</td></tr><tr><td>5</td><td>364x122x18</td><td>1</td></tr><tr><td>6</td><td>364x122x18</td><td>1</td></tr><tr><td>4</td><td>364x371x18</td><td>1</td></tr><tr><td>7</td><td>354x382x3</td><td>1</td></tr><tr><td>9c</td><td>325x140x12</td><td>1</td></tr><tr><td>9d</td><td>325x140x12</td><td>1</td></tr><tr><td>9b</td><td>322x120x18</td><td>1</td></tr><tr><td>9e</td><td>334x331x3</td><td>1</td></tr></table>				2/3	Nr	A x B x C [mm]	PCS.	2	348x384x18	1	3	348x384x18	1	5	364x122x18	1	6	364x122x18	1	4	364x371x18	1	7	354x382x3	1	9c	325x140x12	1	9d	325x140x12	1	9b	322x120x18	1	9e	334x331x3	1																								
2/3	Nr	A x B x C [mm]	PCS.																																																														
	2	348x384x18	1																																																														
	3	348x384x18	1																																																														
	5	364x122x18	1																																																														
	6	364x122x18	1																																																														
	4	364x371x18	1																																																														
	7	354x382x3	1																																																														
	9c	325x140x12	1																																																														
	9d	325x140x12	1																																																														
	9b	322x120x18	1																																																														
	9e	334x331x3	1																																																														
				<table><tr><td rowspan="2">3/3</td><td>Nr</td><td>A x B x C [mm]</td><td>PCS.</td></tr><tr><td colspan="3">OKUCIA/FITTINGS/ФУРНИТУРА /FERONERIE/BESCHLÄGE/KIINNITTIMET</td></tr></table>				3/3	Nr	A x B x C [mm]	PCS.	OKUCIA/FITTINGS/ФУРНИТУРА /FERONERIE/BESCHLÄGE/KIINNITTIMET																																																					
3/3	Nr	A x B x C [mm]	PCS.																																																														
	OKUCIA/FITTINGS/ФУРНИТУРА /FERONERIE/BESCHLÄGE/KIINNITTIMET																																																																

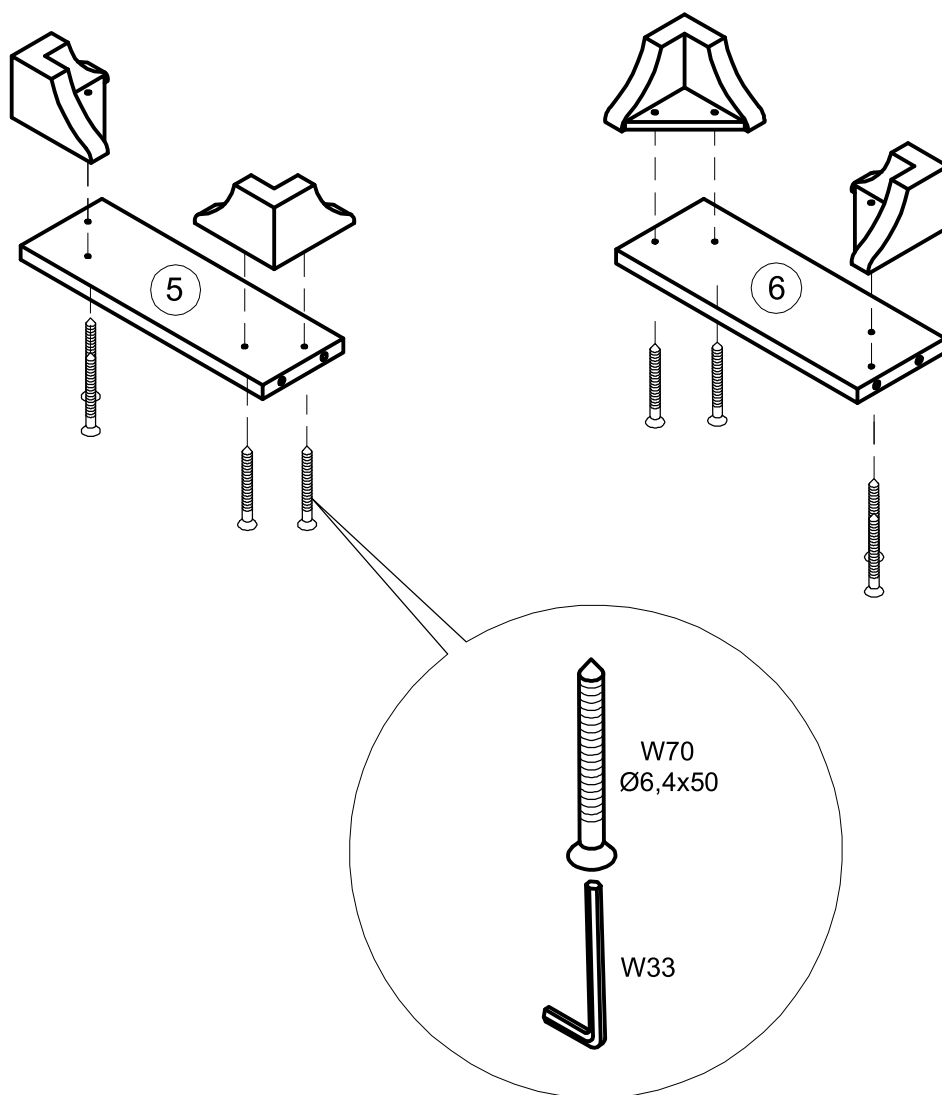
3



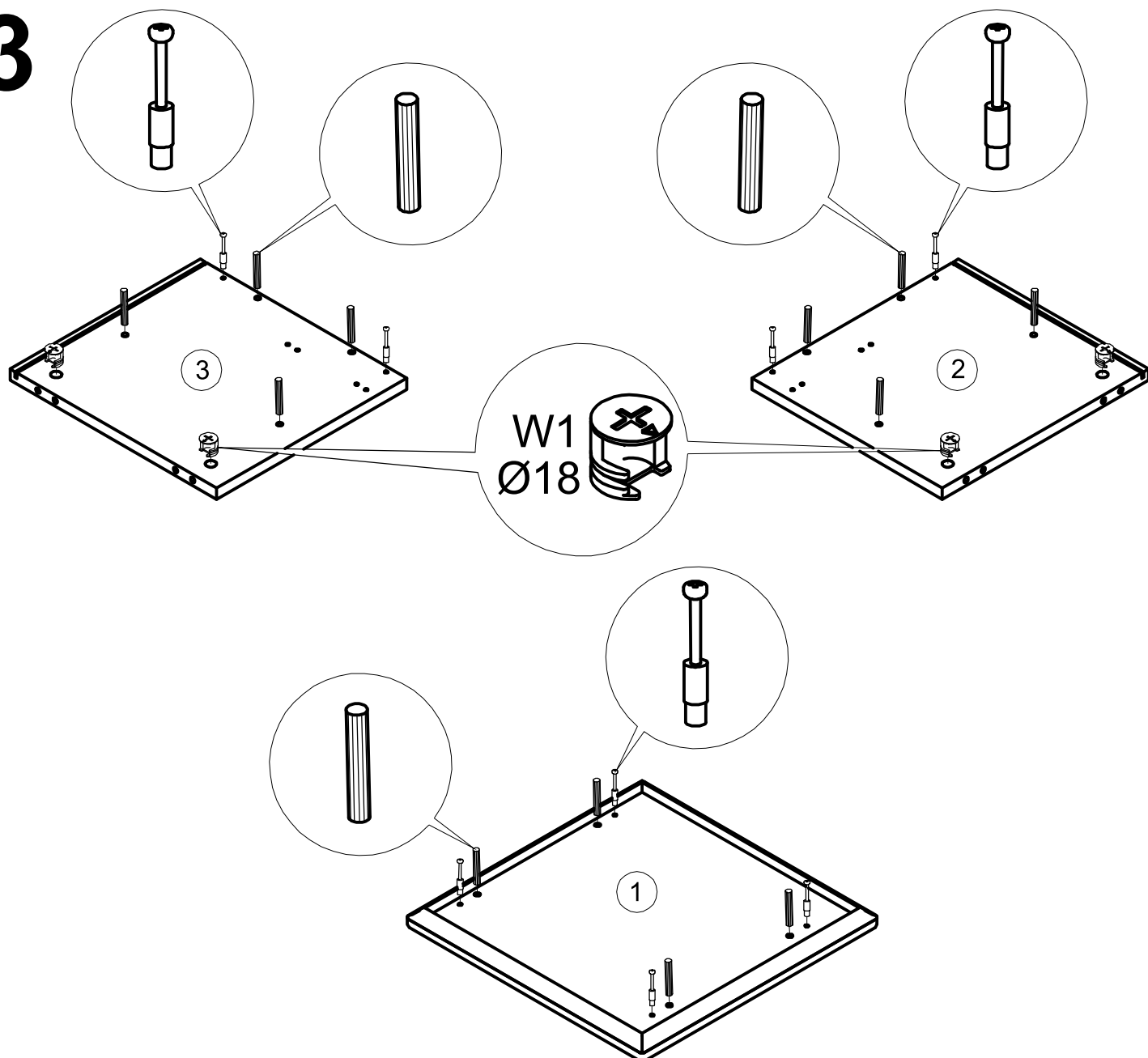
1



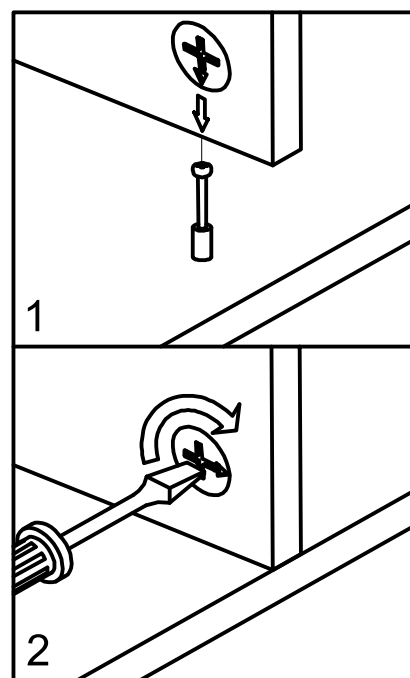
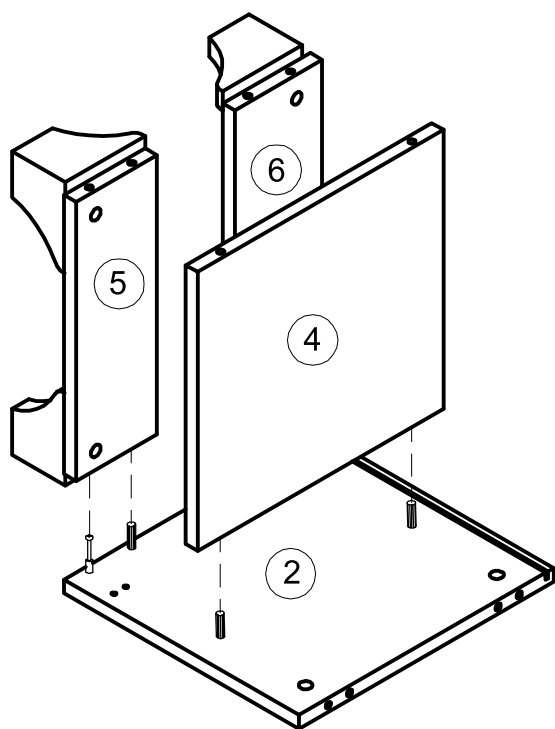
2



3

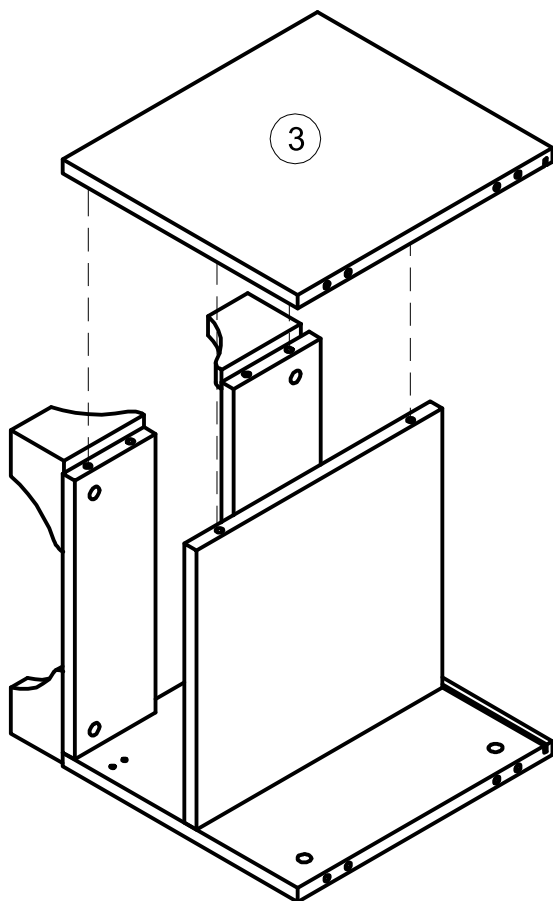


4

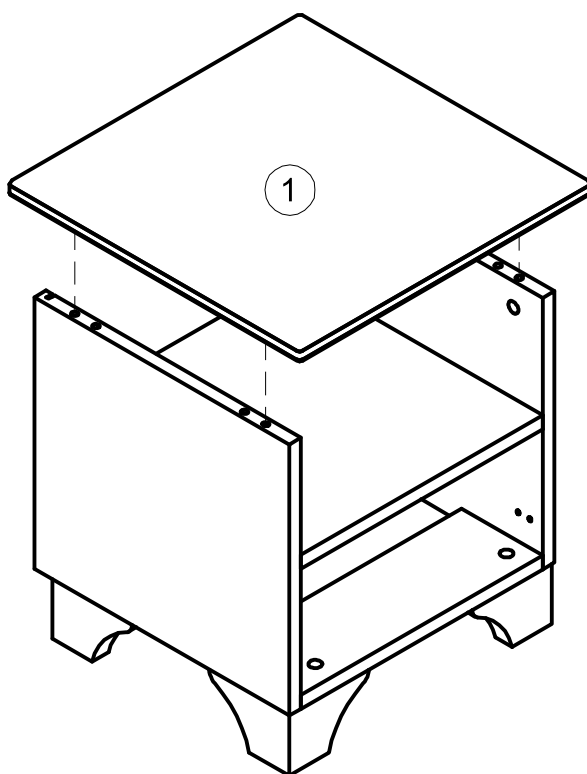


6

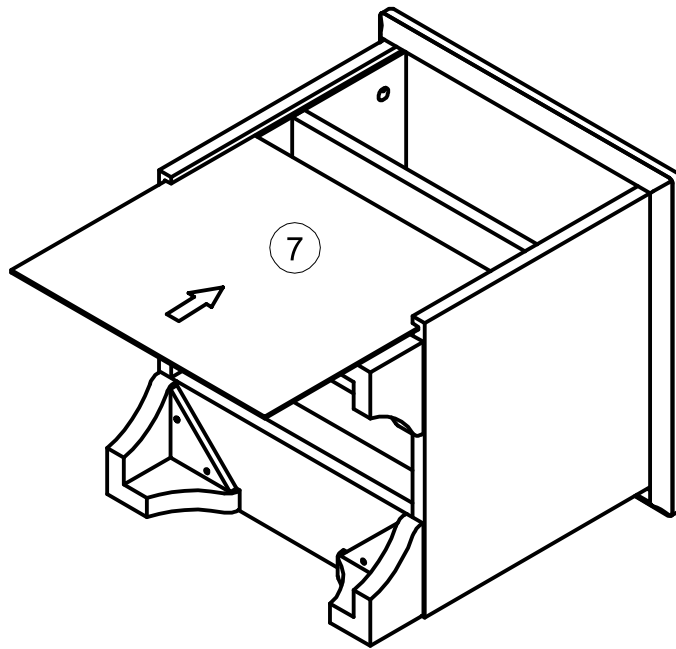
5



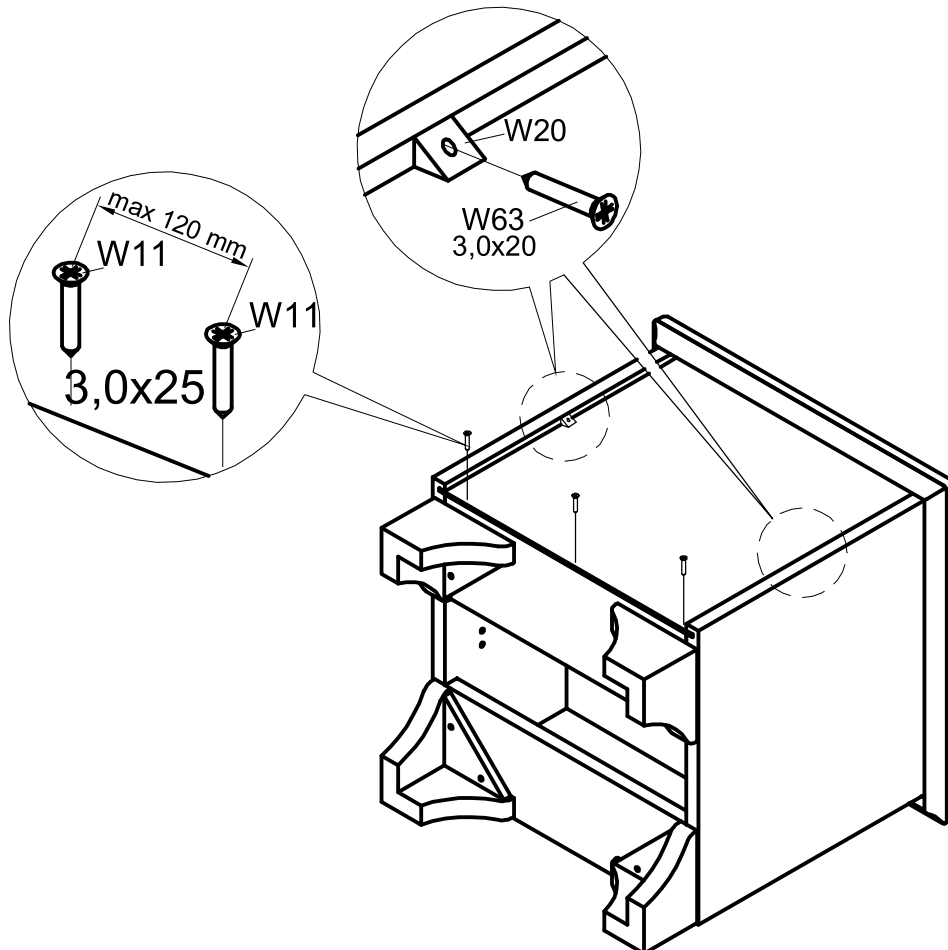
6



7

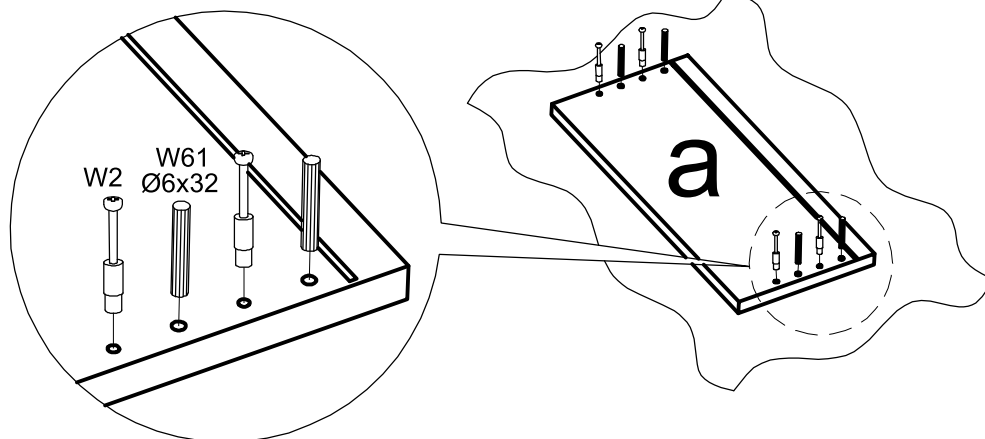


8

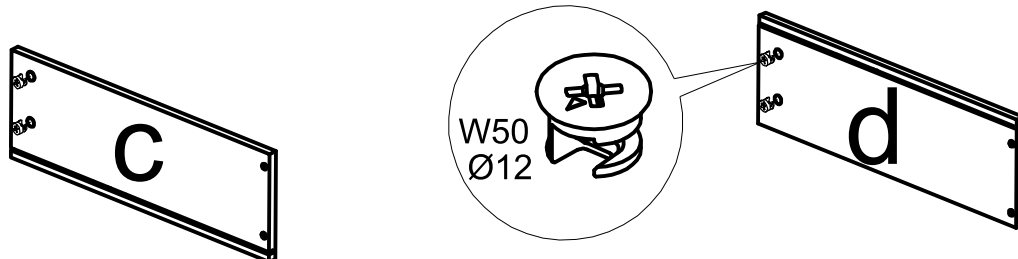


8

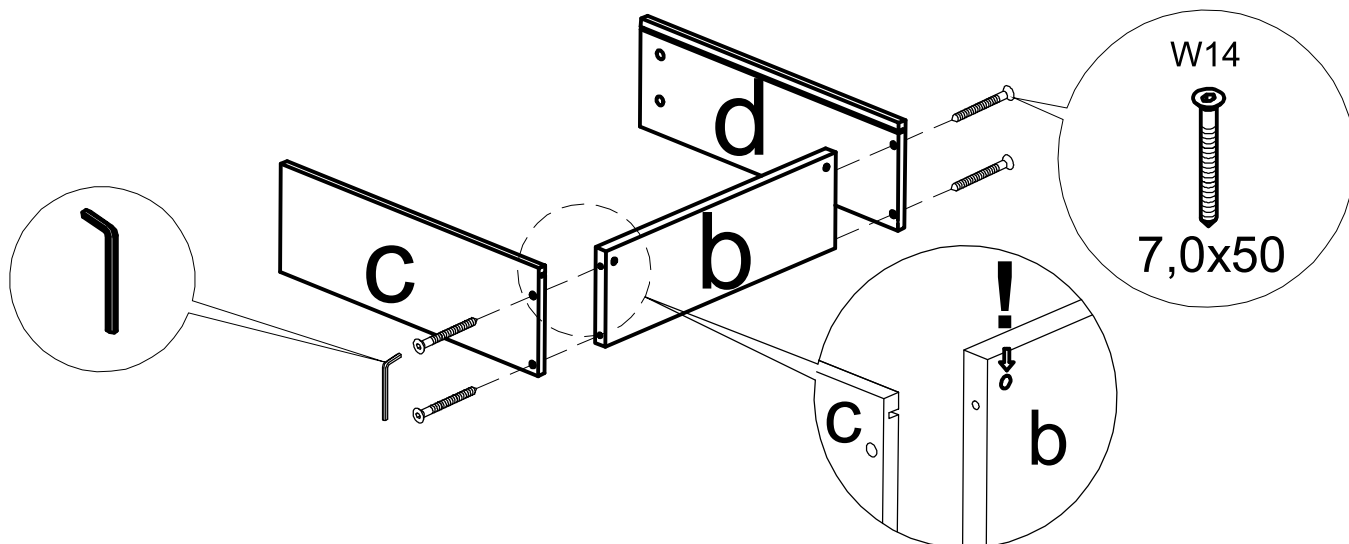
9



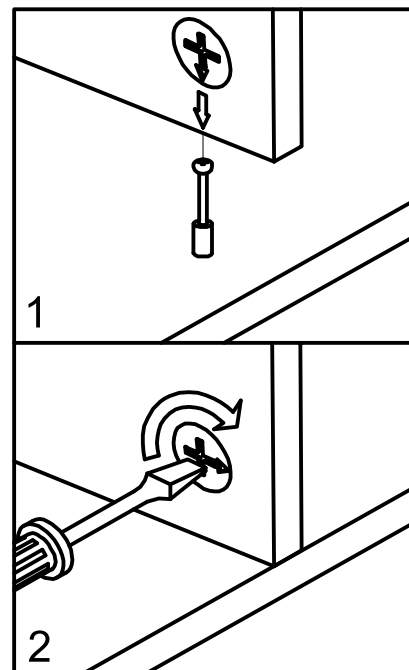
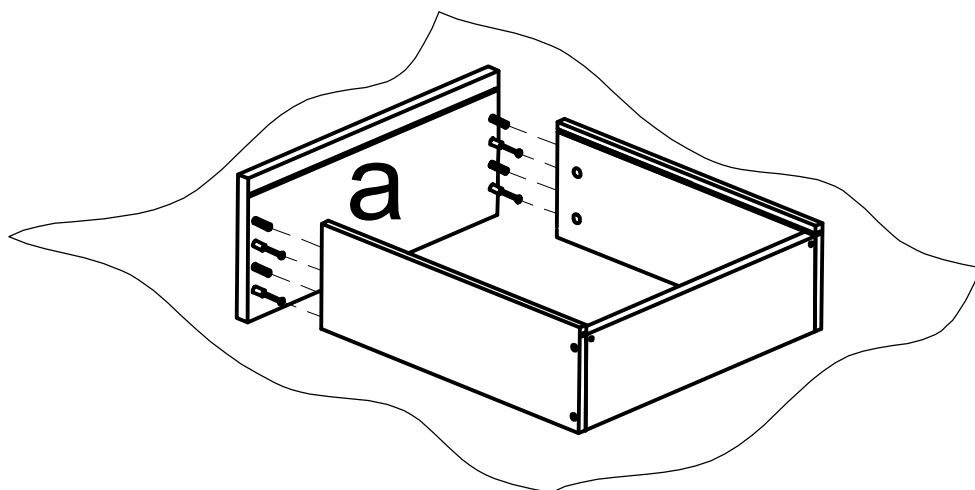
10



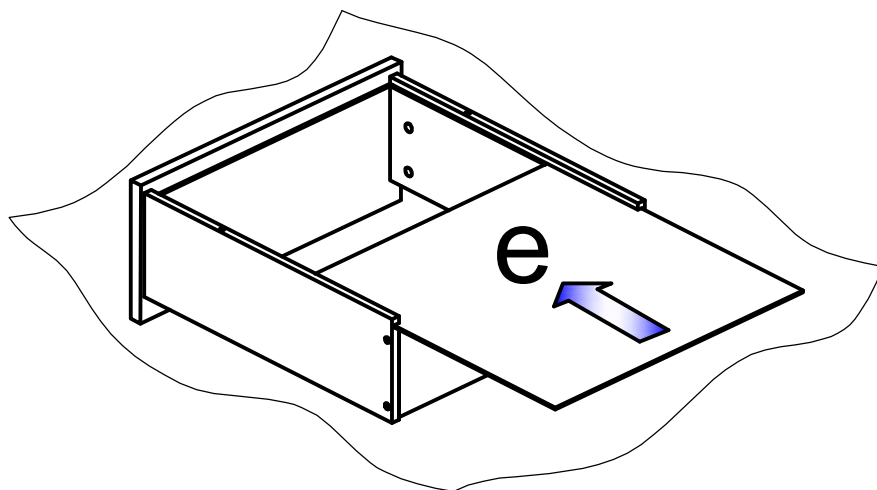
11



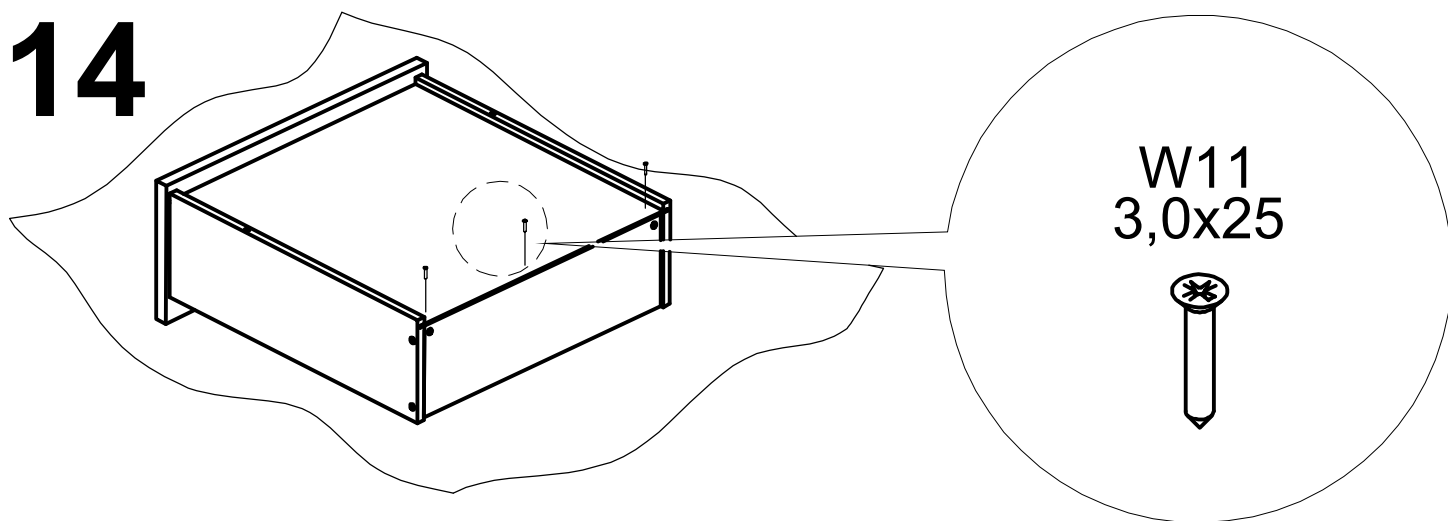
12



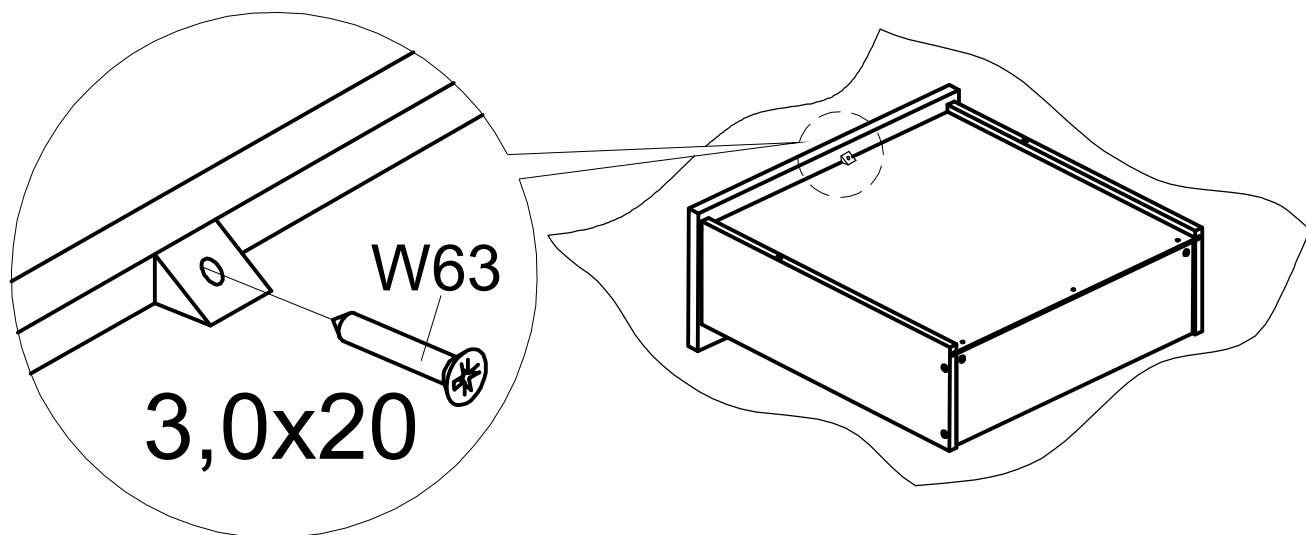
13



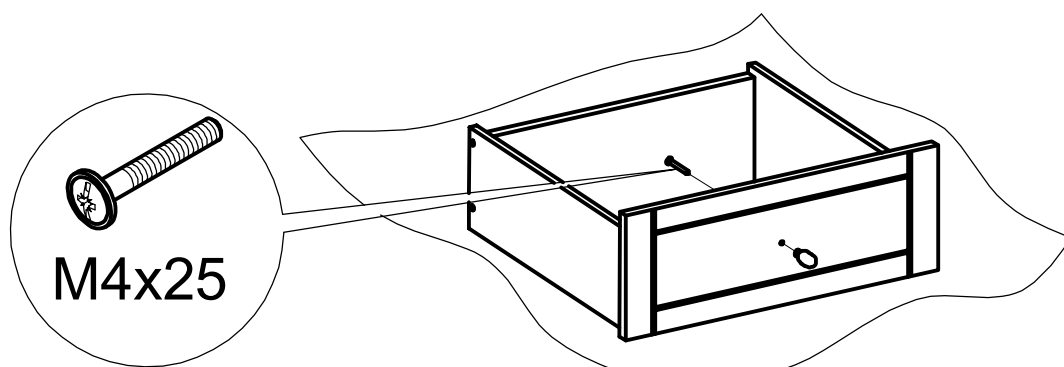
14



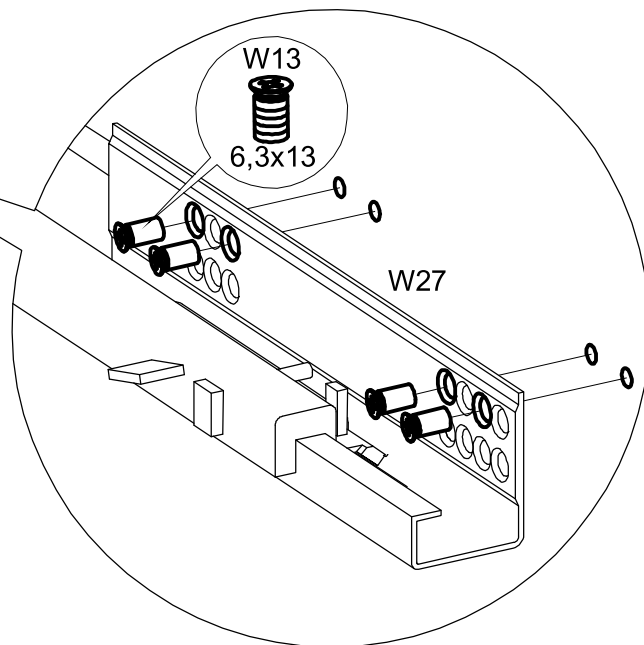
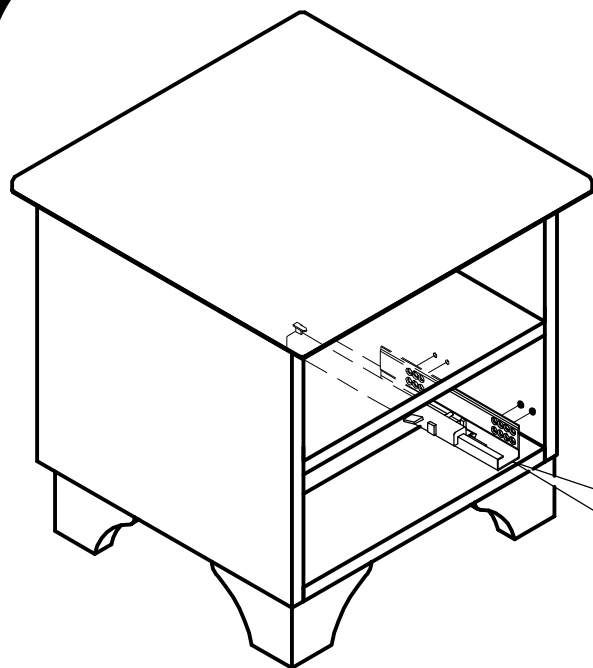
15



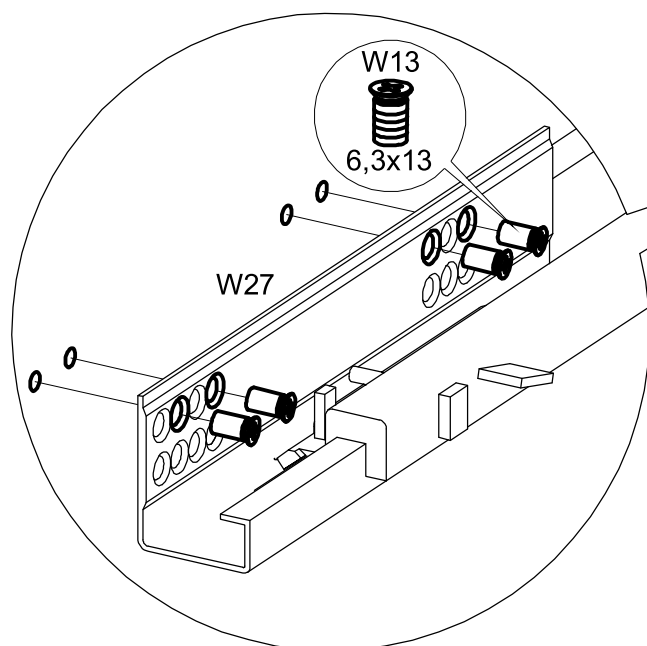
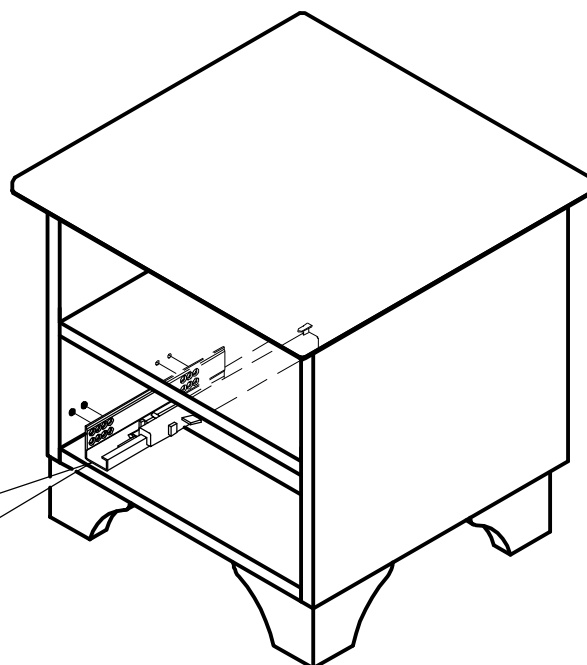
16



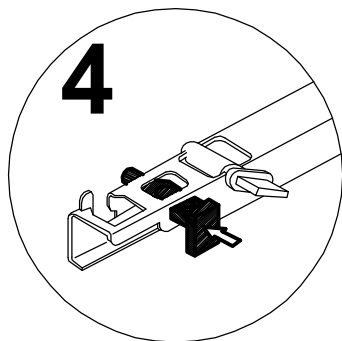
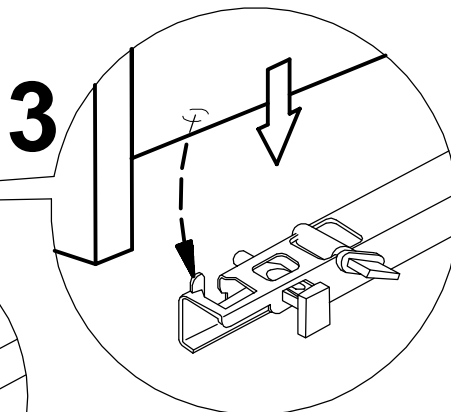
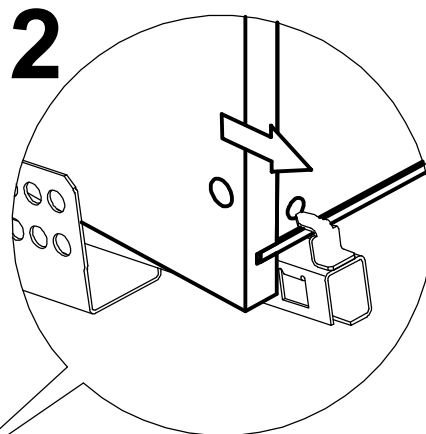
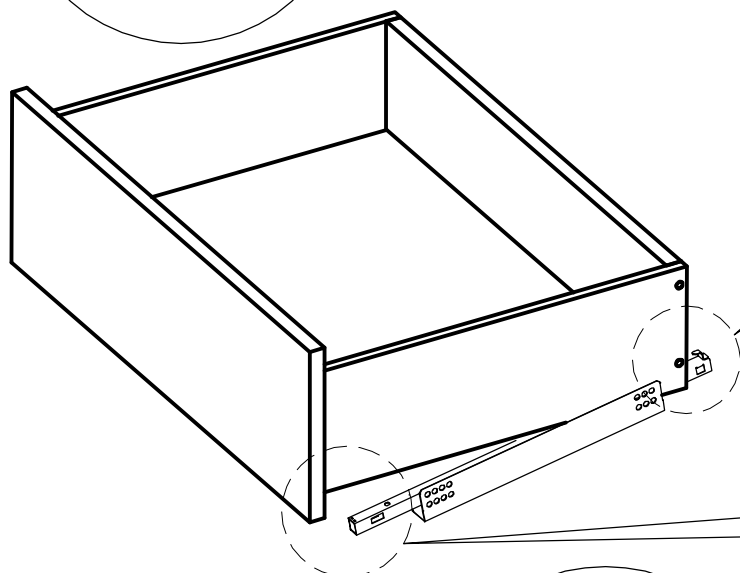
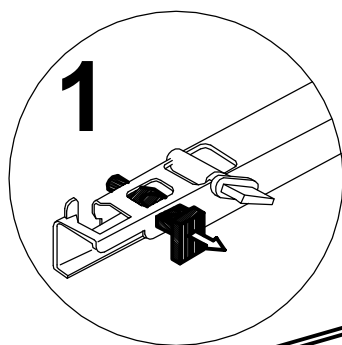
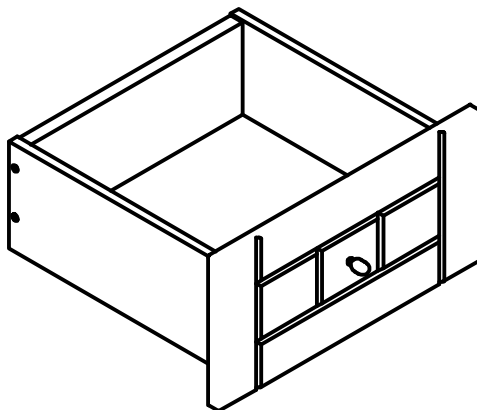
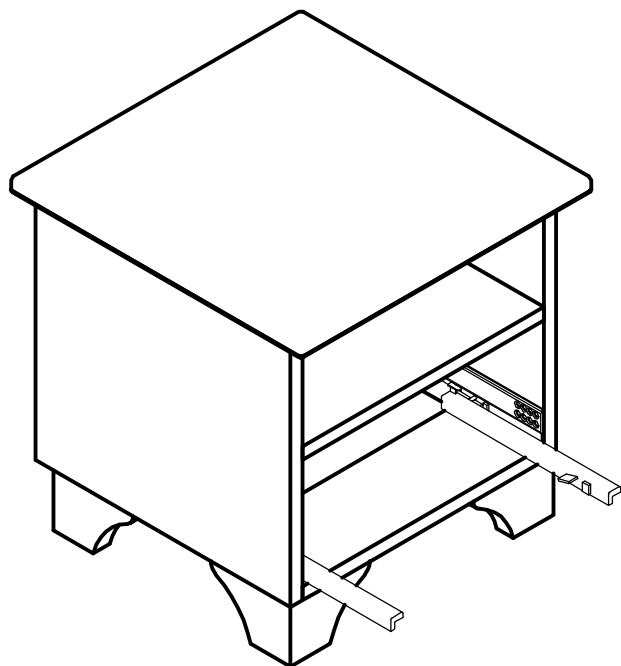
17



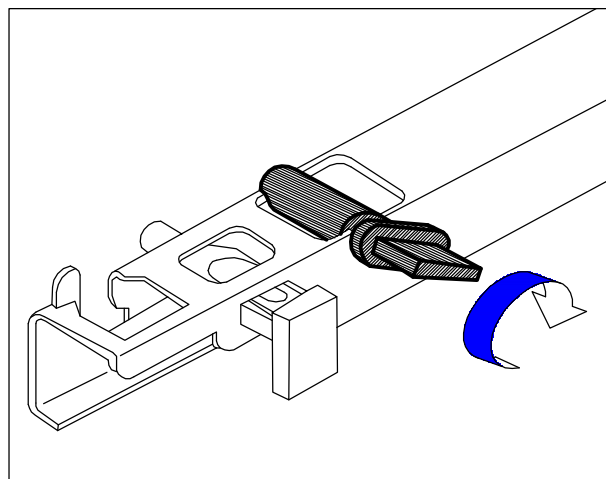
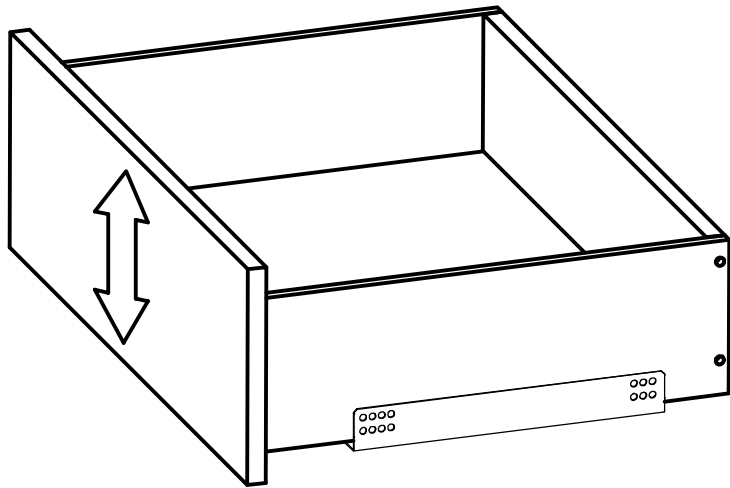
18



19



12



WAŻNE, ZACHOWAĆ DO PÓŹNIEJSZEGO STOSOWANIA - UWAGNIE
PRZECZYTAĆ
INSTRUKCJA UŻYTKOWNIKA

1. Aby uniknąć niebezpieczeństwa uduszenia, trzymać opakowanie plastikowe w miejscu niedostępnym dla niemowląt i dzieci.
2. Wszystkie połączenia muszą być dobrze dokręcone, oraz żaden element łączący nie może być luźny.
3. Ostrzeżenie: Bądź świadom ryzyka, jakie stanowi otwarty ogień, oraz inne silne źródła ciepła, takie jak promienniki elektryczne lub gazowe itp. umieszczone w pobliżu stolika.
4. Ostrzeżenie: Nie używać stolik, jeżeli jakikolwiek jego element jest uszkodzony, rozdarty lub brakuje elementu, używać wyłącznie elementy, dopuszczone przez producenta.
5. Wszystkie elementy muszą być utrzymane w czystości.

IMPORTANT, SAVE FOR FURHTER USAGE - READ CAREFULLY
USER'S MANUAL

1. To avoid the danger of suffocation, keep the plastic packaging away from babies and children.
2. All connections must be tightened correctly and not left loose.
3. Warning: Be aware of the risk of strong sources of heat, such as electric or gas radiators etc., which may be located near a table or other items of furniture as this could cause warping.
4. Warning: Do not use the table if any of the sections are damaged, or if there are any missing items. Use only those items that are supplied by the manufacturer.
5. All items must be kept clean.

**ВАЖНО: СОХРАНИТЬ ДЛЯ ДАЛЬНЕЙШЕГО ИСПОЛЬЗОВАНИЯ, ВНИМАТЕЛЬНО
ПРОЧИТАТЬ
РУКОВОДСТВО ПО ЭКСПЛУАТАЦИИ**

1. Во избежание риска удушья, хранить полиэтиленовую упаковку в недоступном для детей и новорожденных месте.
2. Все крепления должны быть плотно затянуты, а детали прочно соединены между собой.
3. Предупреждение: Необходимо принимать во внимание опасность открытого огня и других сильных источников теплового излучения, таких как электро - и газонагреватели, размещенных вблизи столика.
4. Предупреждение: Не использовать столик, если какой-либо его элемент поврежден, разорван или не хватает деталей. Использовать исключительно элементы, допущенные производителем.
5. Все элементы необходимо содержать в чистоте.

**IMPORTANT- PASTRATI INSTRUCȚIUNILE PENTRU UTILIZARE ULTERIOARA. CITIȚI CU
ATENȚIE ACESTE INSTRUCȚIUNI ÎNAINTE DE ASAMBLARE
MANUALUL UTILIZATORULUI**

1. Pentru a evita pericolul de sufocare, nu lăsați ambalajul de plastic la îndemâna bebelușilor și a copiilor.
2. Toate conexiunile trebuie să fie strânse corect și nu trebuie lăsate libere.
3. Atenție: Fiți conștienți de riscul unor surse puternice de căldură, cum ar fi radiatoarele etc., care pot fi situate în apropierea unui dulap sau a altor piese de mobilier, deoarece acest lucru le- ar putea cauza deteriorari majore.
4. Atenție: Nu utilizați dulapul dacă oricare dintre secțiuni este deteriorată sau în cazul în care există elemente care lipsesc. Utilizați numai acele elemente care sunt furnizate de către producător.
5. Toate elementele trebuie să fie păstrate curate.

**WICHTIGE HINWEISE, FÜR DIE SPÄTERE NUTZUNG AUFBEWAHREN- GENAU LESEN
BEDIENUNGSANWEISUNG**

1. Die Kunststoffverpackung an einem für die Kinder nicht zugänglichen Ort halten, um das Risiko des Erstickens zu vermeiden.
2. Alle Verbindungen müssen richtig hergestellt werden, kein Verbindungsteil darf lose sein.
3. Warnung: Seien Sie sich des Risikos, das ein offenes Feuer sowie andere Wärmequellen wie elektrische Wärme- oder Gasstrahler usw., gestellt in der Nähe des Tisches, darstellen, bewusst.
4. Warnung: den Tisch nicht benutzen, wenn ein Teil beschädigt, gerissen ist oder fehlt, nur die vom Hersteller zugelassenen Teile verwenden.
5. Alle Teile sind sauber zu halten.

**TÄRKEÄÄ - SÄILYTÄ MYÖHEMPÄÄ KÄYTTÖÄ VARTEN. LUE KÄYTTÖOHJEET TARKKAAN ENNEN
KALUSTEIDEN KOKOAMISTA**

KÄYTTÖOHJEET

1. Välttääksesi tukehtumisvaaran, pidä muovipakkaukset poissa vauvojen ja lasten lähetyviltä.
2. Kaikki kiinnitykset tulee kiristää oikein, eikä niitä saa jättää löysiksi.
3. Huomio: ole tietoinen voimakkaista lämmönlähteistä, kuten sähkö- ja kaasupattereista jne., jotka saattavat sijaita yöpöydän tai muiden kalusteiden lähellä, sillä tämä saattaa aiheuttaa materiaalien taipumista.
4. Huomio: älä käytä yöpöytää, jos jokin osa on vaurioitunut, tai jos siitä puuttuu osia. Käytä vain valmistajan toimittamia osia.
5. Kaikki osat tulee pitää puhtaana.