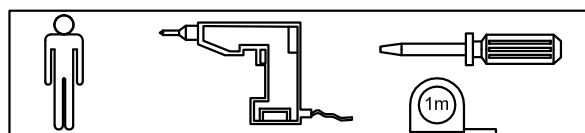
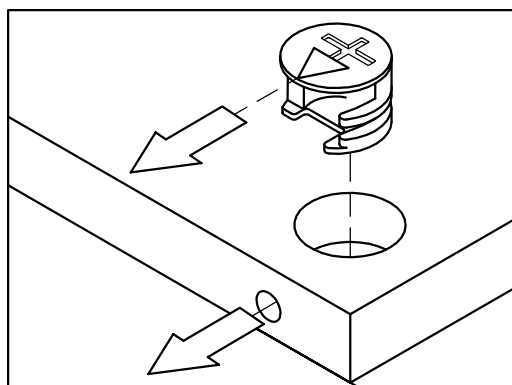

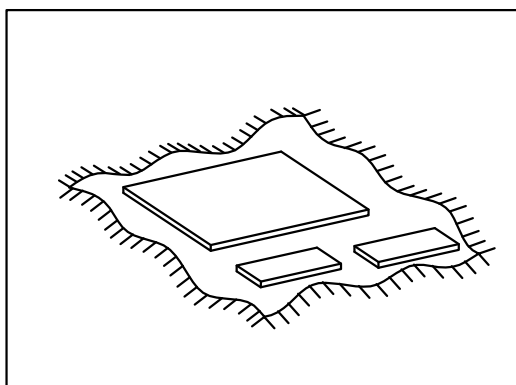
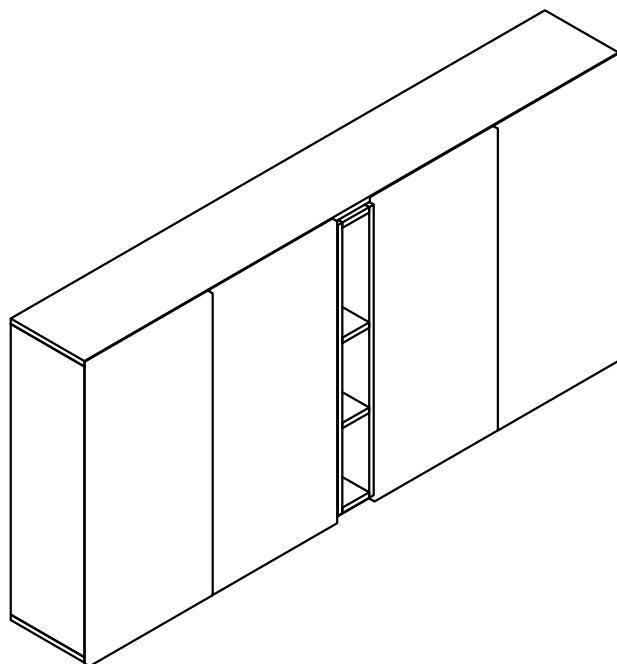
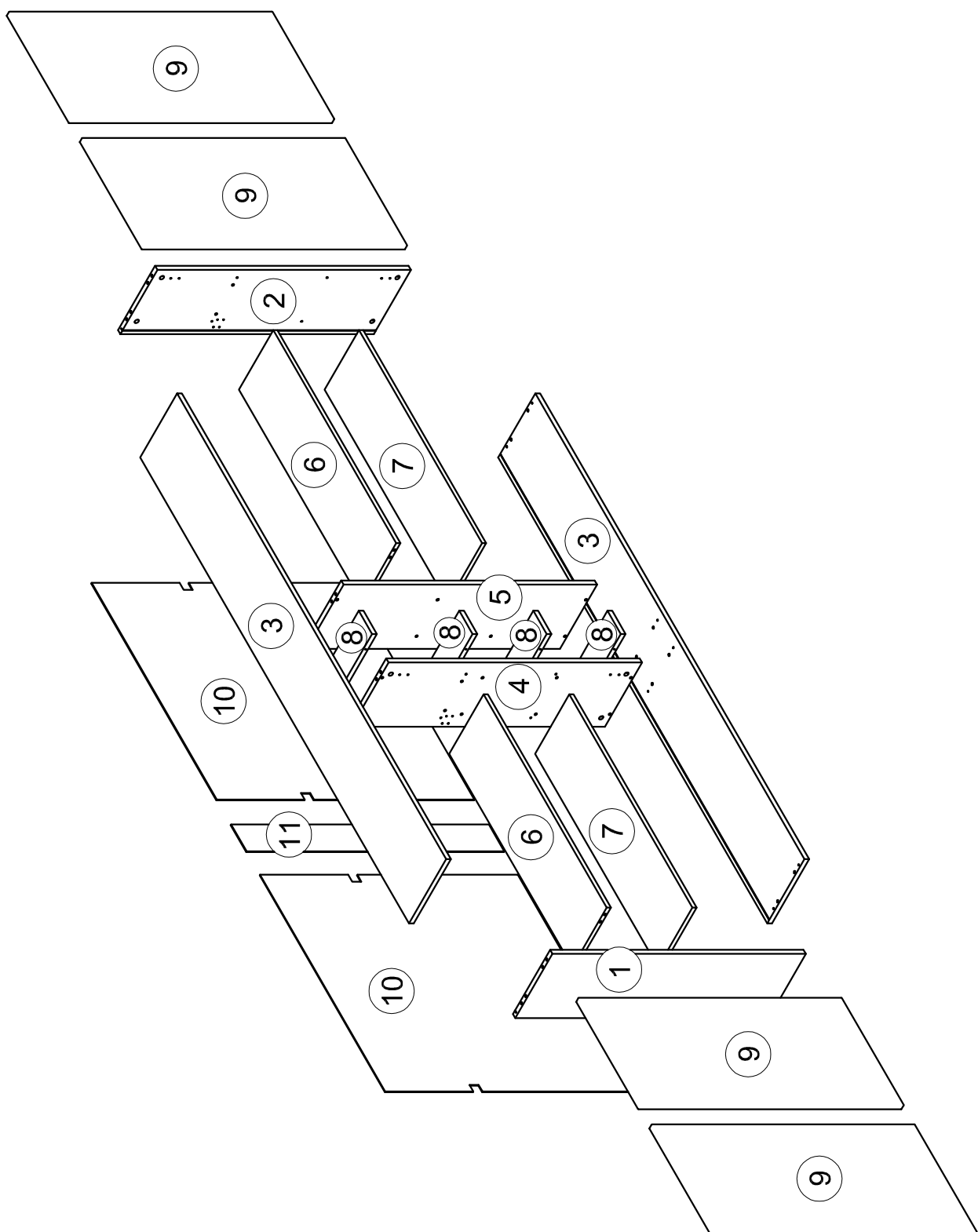

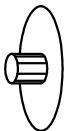















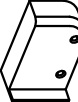
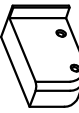

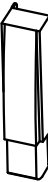





















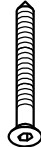



















IW.45 Szafka 205
IW.45 Wardrobe 205
IW.45 Шкаф 205
IW.45 Dulap 205
IW.45 Schrank 205
IW.45 Vaatekaappi 205

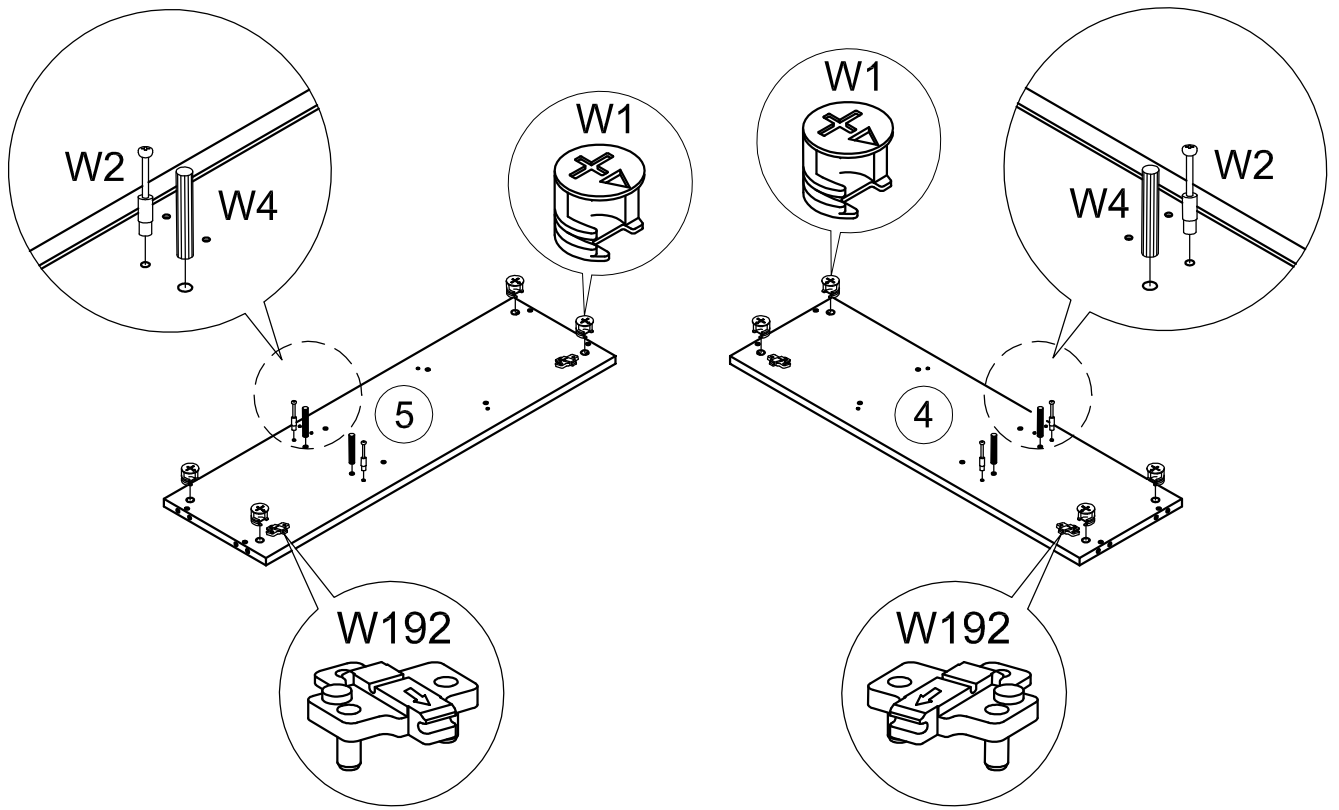




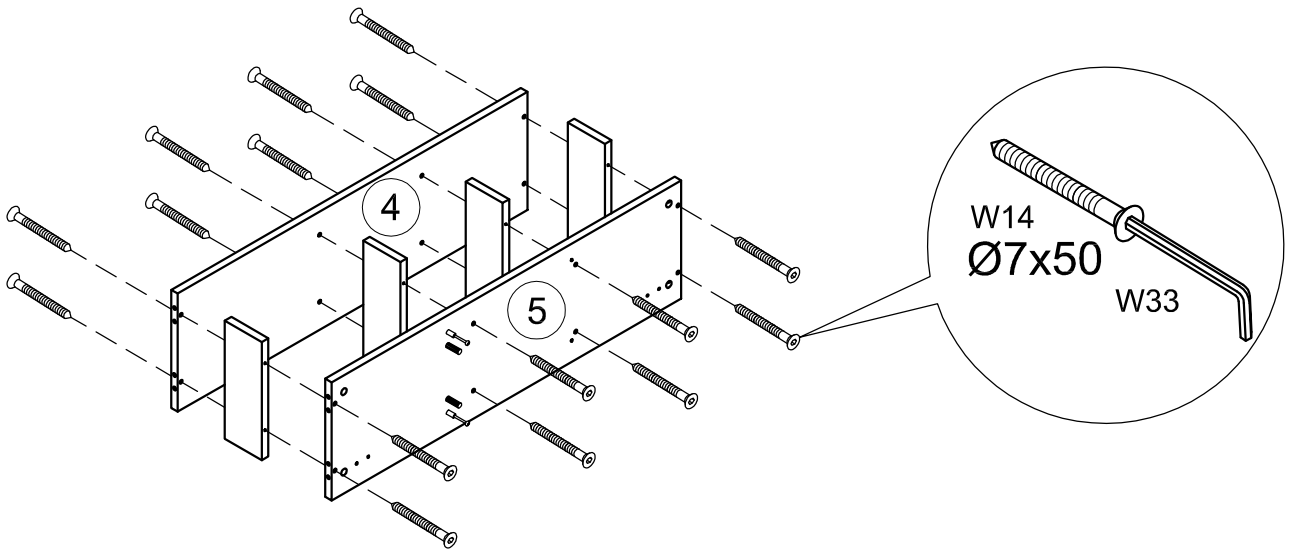
OKUCIA / FITTINGS / ФУРНИТУРА / FERONERIE / BESCHLÄGE / KIINNITTIMET		ELEMENTS / CZĘŚCI / ДЕТАЛИ / COMPONENTE / TEILE /ELEMENTIT																																																	
<table><tr><th colspan="2">Id</th><th>pcs.</th></tr><tr><td>W1</td><td></td><td>24</td></tr><tr><td>W3</td><td></td><td>20</td></tr><tr><td>W2</td><td></td><td>24</td></tr><tr><td>W4</td><td> Ø8,0x36</td><td>24</td></tr><tr><td>W8</td><td></td><td>8</td></tr><tr><td>W33</td><td> L=4</td><td>1</td></tr><tr><td>W213</td><td></td><td>2</td></tr></table>		Id		pcs.	W1		24	W3		20	W2		24	W4	 Ø8,0x36	24	W8		8	W33	 L=4	1	W213		2	<table><tr><th colspan="2">Id</th><th>pcs.</th></tr><tr><td>W63</td><td> Ø3x20</td><td>14</td></tr><tr><td>W11</td><td> Ø3x25</td><td>34</td></tr><tr><td>W18</td><td> Ø3,5x30</td><td>8</td></tr><tr><td>W134</td><td></td><td>2</td></tr><tr><td>W139</td><td></td><td>2</td></tr><tr><td>W212</td><td></td><td>4</td></tr><tr><td>W7</td><td></td><td>2</td></tr></table>		Id		pcs.	W63	 Ø3x20	14	W11	 Ø3x25	34	W18	 Ø3,5x30	8	W134		2	W139		2	W212		4	W7		2
Id		pcs.																																																	
W1		24																																																	
W3		20																																																	
W2		24																																																	
W4	 Ø8,0x36	24																																																	
W8		8																																																	
W33	 L=4	1																																																	
W213		2																																																	
Id		pcs.																																																	
W63	 Ø3x20	14																																																	
W11	 Ø3x25	34																																																	
W18	 Ø3,5x30	8																																																	
W134		2																																																	
W139		2																																																	
W212		4																																																	
W7		2																																																	
<table><tr><th colspan="2">Id</th><th>pcs.</th></tr><tr><td>W14</td><td> Ø7x50</td><td>16</td></tr><tr><td>W20</td><td></td><td>14</td></tr><tr><td>W5</td><td></td><td>4</td></tr><tr><td>W192</td><td></td><td>8</td></tr><tr><td>W21</td><td></td><td>16</td></tr><tr><td>W63</td><td> M4 35-45</td><td>2</td></tr><tr><td></td><td></td><td></td></tr></table>		Id		pcs.	W14	 Ø7x50	16	W20		14	W5		4	W192		8	W21		16	W63	 M4 35-45	2				<table><tr><th colspan="2">Nr</th><th>A x B x C [mm]</th><th>PCS.</th></tr><tr><td rowspan="5">1/5</td><td>1</td><td>964x282x18</td><td>1</td></tr><tr><td>2</td><td>964x282x18</td><td>1</td></tr><tr><td>6</td><td>936x261x18</td><td>2</td></tr><tr><td>7</td><td>936x261x18</td><td>2</td></tr><tr><td>10</td><td>980x952x3</td><td>2</td></tr></table>		Nr		A x B x C [mm]	PCS.	1/5	1	964x282x18	1	2	964x282x18	1	6	936x261x18	2	7	936x261x18	2	10	980x952x3	2				
Id		pcs.																																																	
W14	 Ø7x50	16																																																	
W20		14																																																	
W5		4																																																	
W192		8																																																	
W21		16																																																	
W63	 M4 35-45	2																																																	
Nr		A x B x C [mm]	PCS.																																																
1/5	1	964x282x18	1																																																
	2	964x282x18	1																																																
	6	936x261x18	2																																																
	7	936x261x18	2																																																
	10	980x952x3	2																																																
		<table><tr><th colspan="2">Nr</th><th>A x B x C [mm]</th><th>PCS.</th></tr><tr><td rowspan="2">2/5</td><td>9</td><td>1002x473x16</td><td>4</td></tr><tr><td></td><td></td><td></td></tr></table>		Nr		A x B x C [mm]	PCS.	2/5	9	1002x473x16	4																																								
Nr		A x B x C [mm]	PCS.																																																
2/5	9	1002x473x16	4																																																
		<table><tr><th colspan="2">Nr</th><th>A x B x C [mm]</th><th>PCS.</th></tr><tr><td rowspan="3">3/5</td><td>3</td><td>2046x282x18</td><td>2</td></tr><tr><td>-</td><td>LISTWA</td><td>1</td></tr><tr><td></td><td></td><td></td></tr></table>		Nr		A x B x C [mm]	PCS.	3/5	3	2046x282x18	2	-	LISTWA	1																																					
Nr		A x B x C [mm]	PCS.																																																
3/5	3	2046x282x18	2																																																
	-	LISTWA	1																																																
		<table><tr><th colspan="2">Nr</th><th>A x B x C [mm]</th><th>PCS.</th></tr><tr><td rowspan="4">4/5</td><td>8</td><td>102x282x18</td><td>4</td></tr><tr><td>3</td><td>964x282x18</td><td>1</td></tr><tr><td>4</td><td>964x282x18</td><td>1</td></tr><tr><td>9</td><td>980x118x3</td><td>1</td></tr></table>		Nr		A x B x C [mm]	PCS.	4/5	8	102x282x18	4	3	964x282x18	1	4	964x282x18	1	9	980x118x3	1																															
Nr		A x B x C [mm]	PCS.																																																
4/5	8	102x282x18	4																																																
	3	964x282x18	1																																																
	4	964x282x18	1																																																
	9	980x118x3	1																																																
		<table><tr><th colspan="2">Nr</th><th>A x B x C [mm]</th><th>PCS.</th></tr><tr><td rowspan="2">5/5</td><td>-</td><td>OKUCIA / FITTINGS / ФУРНИТУРА / FERONERIE / BESCHLÄGE / KIINNITTIMET</td><td>1</td></tr><tr><td></td><td></td><td></td></tr></table>		Nr		A x B x C [mm]	PCS.	5/5	-	OKUCIA / FITTINGS / ФУРНИТУРА / FERONERIE / BESCHLÄGE / KIINNITTIMET	1																																								
Nr		A x B x C [mm]	PCS.																																																
5/5	-	OKUCIA / FITTINGS / ФУРНИТУРА / FERONERIE / BESCHLÄGE / KIINNITTIMET	1																																																

3

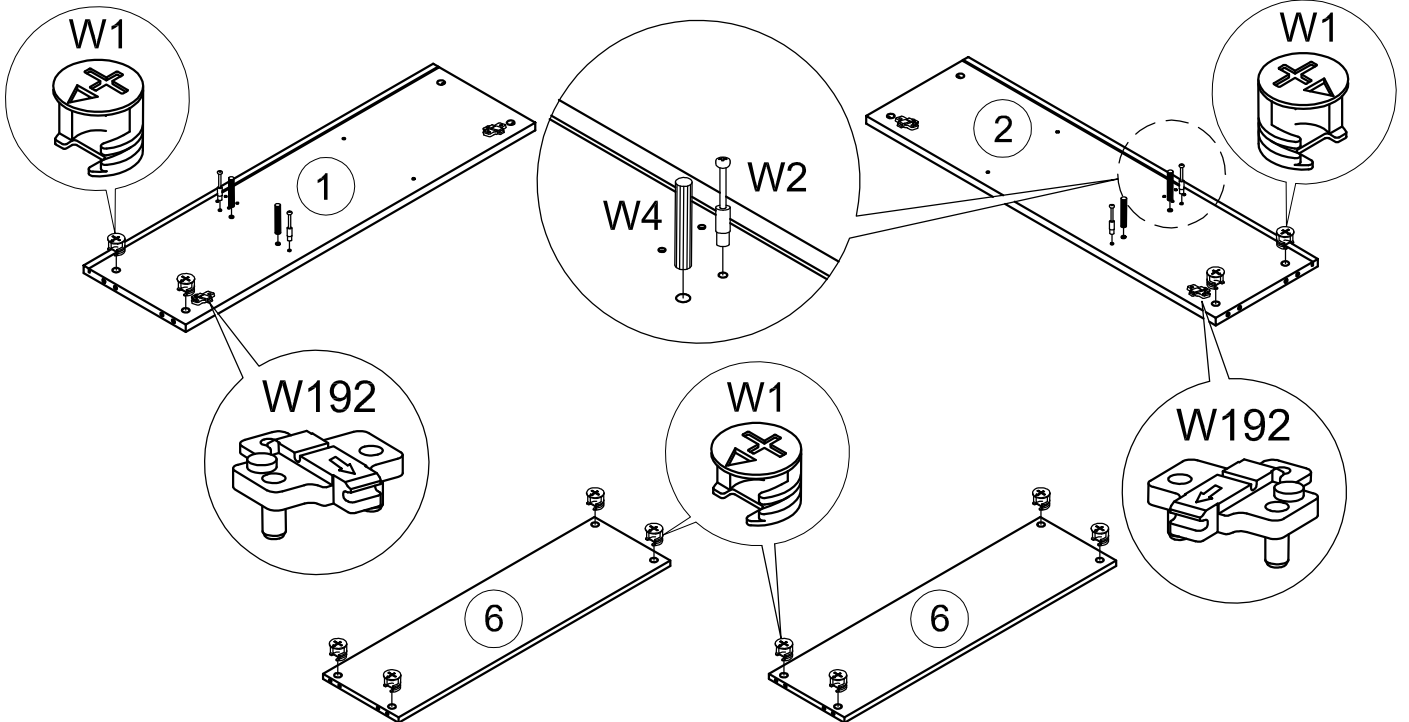
1



2

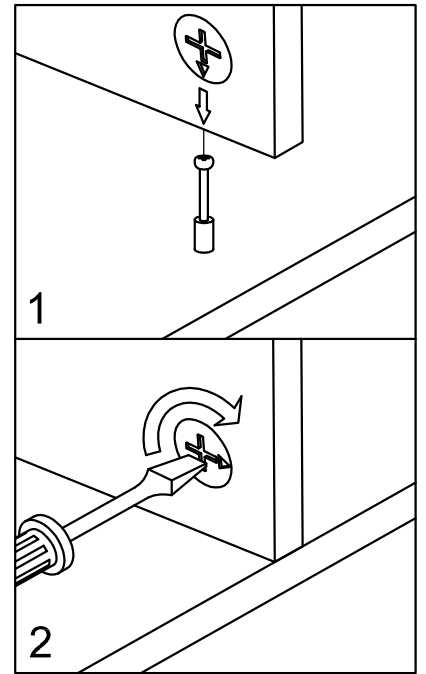
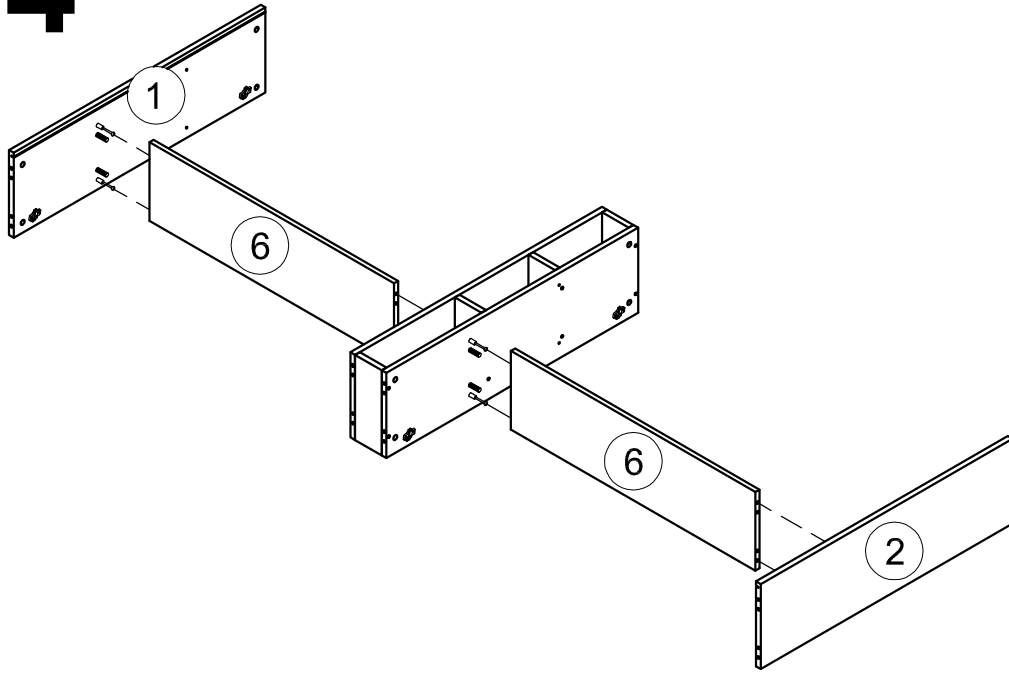


3

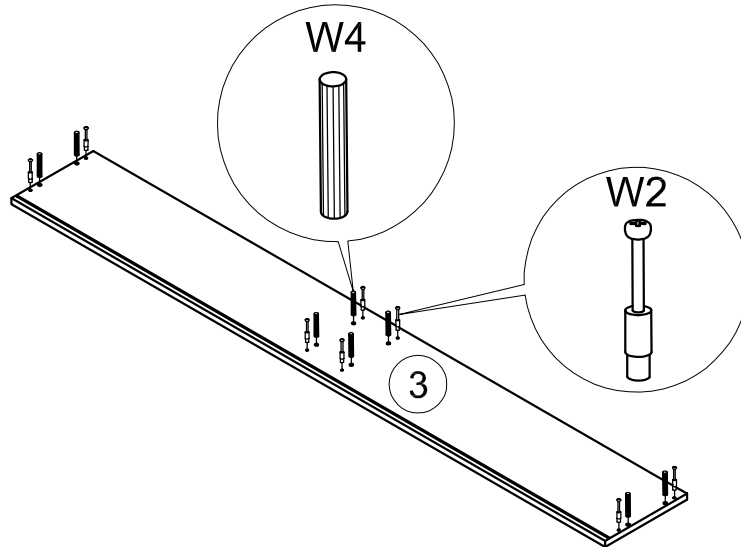


4

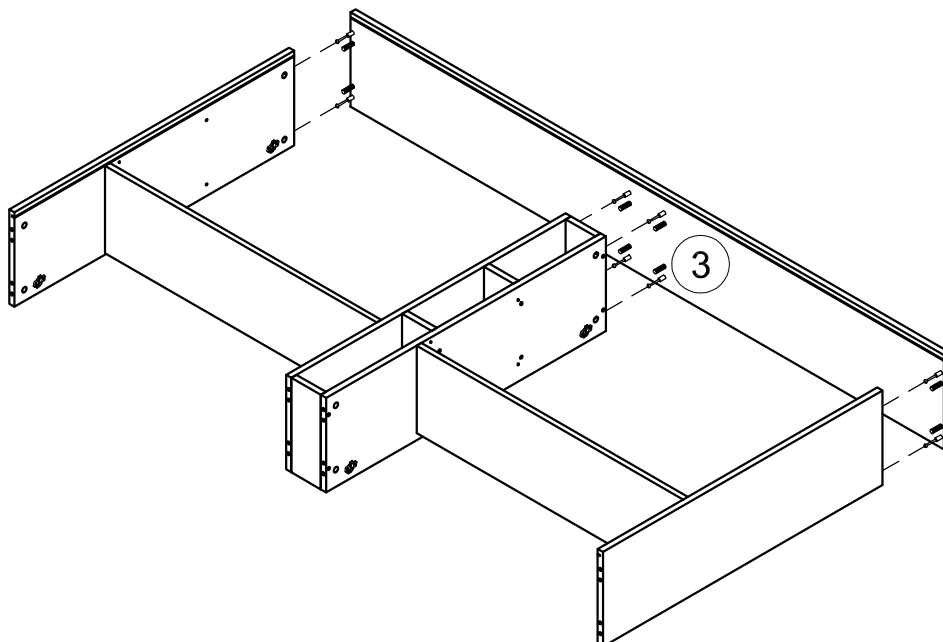
4



5

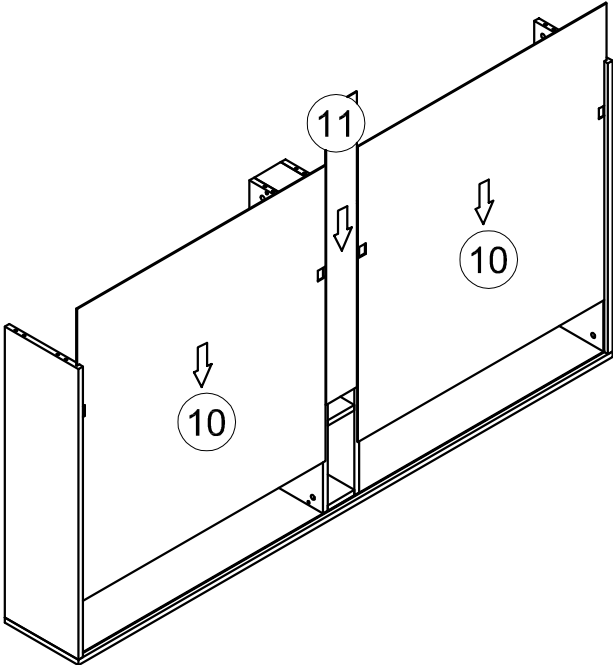


6

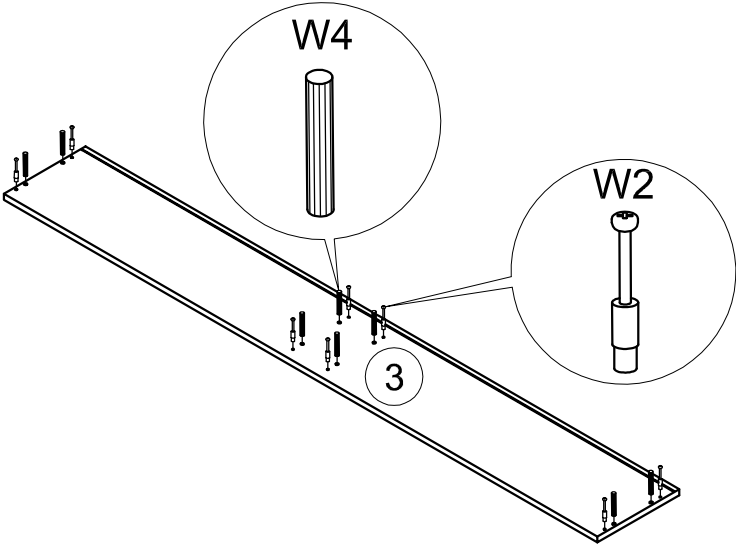


5

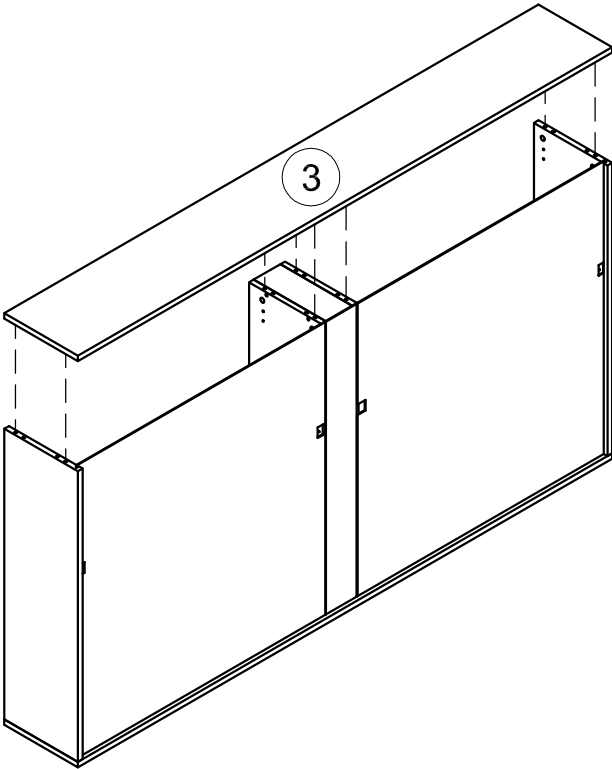
7



8

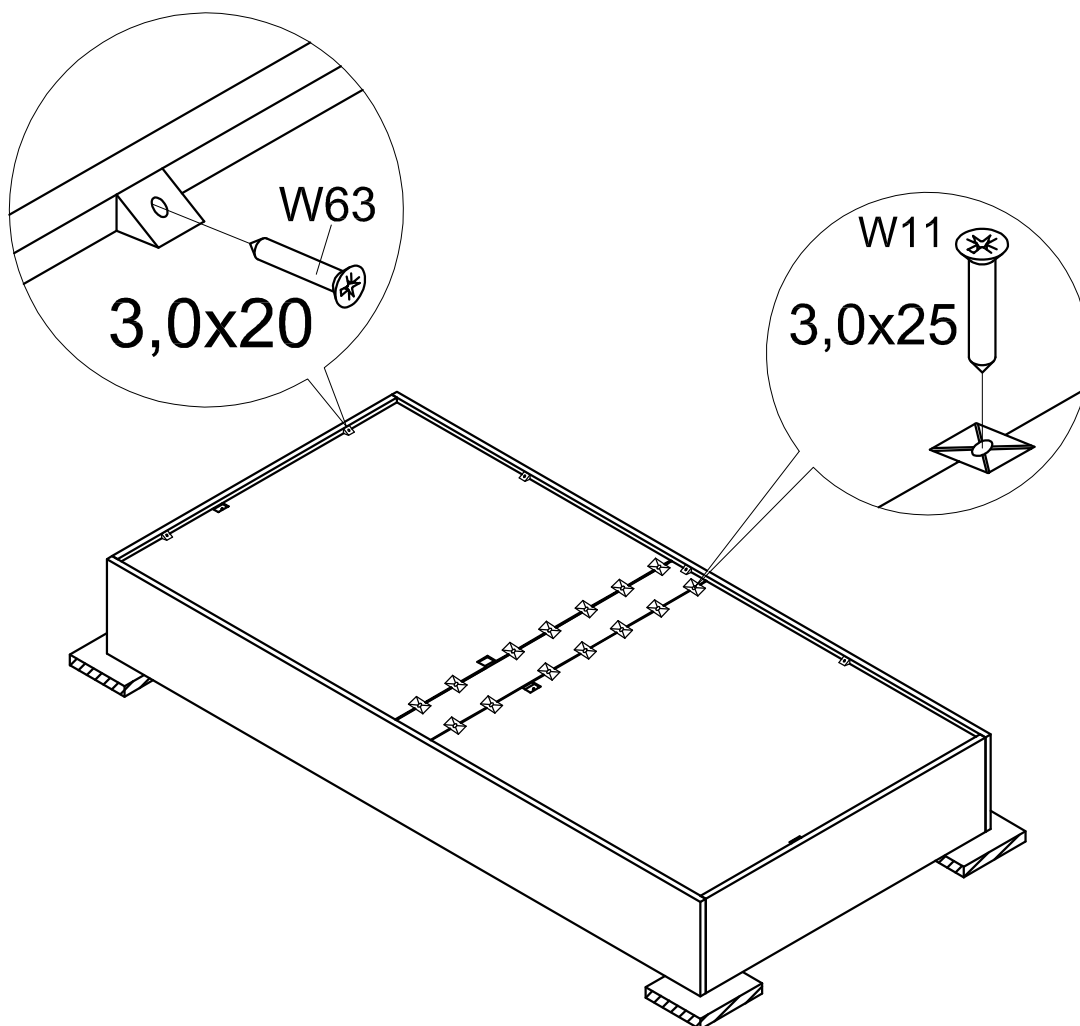


9

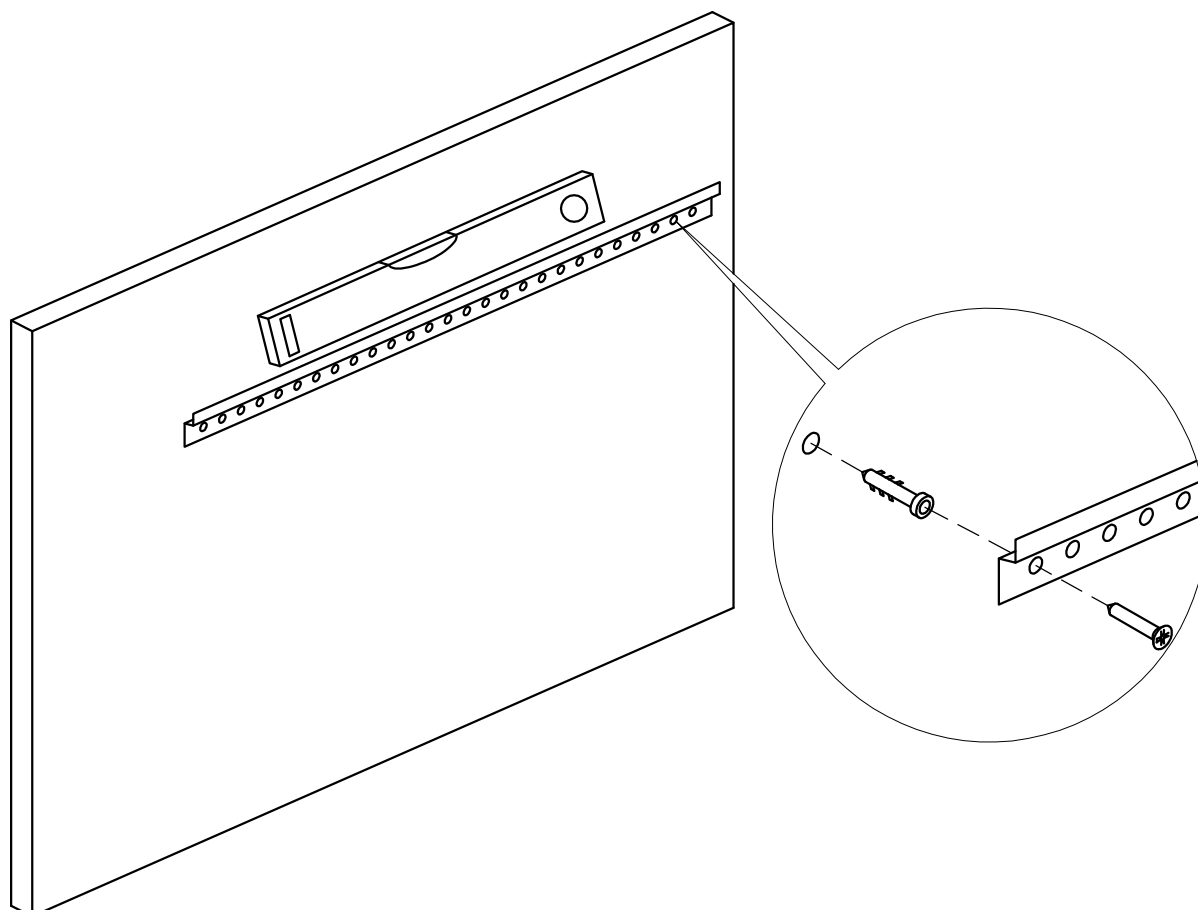


6

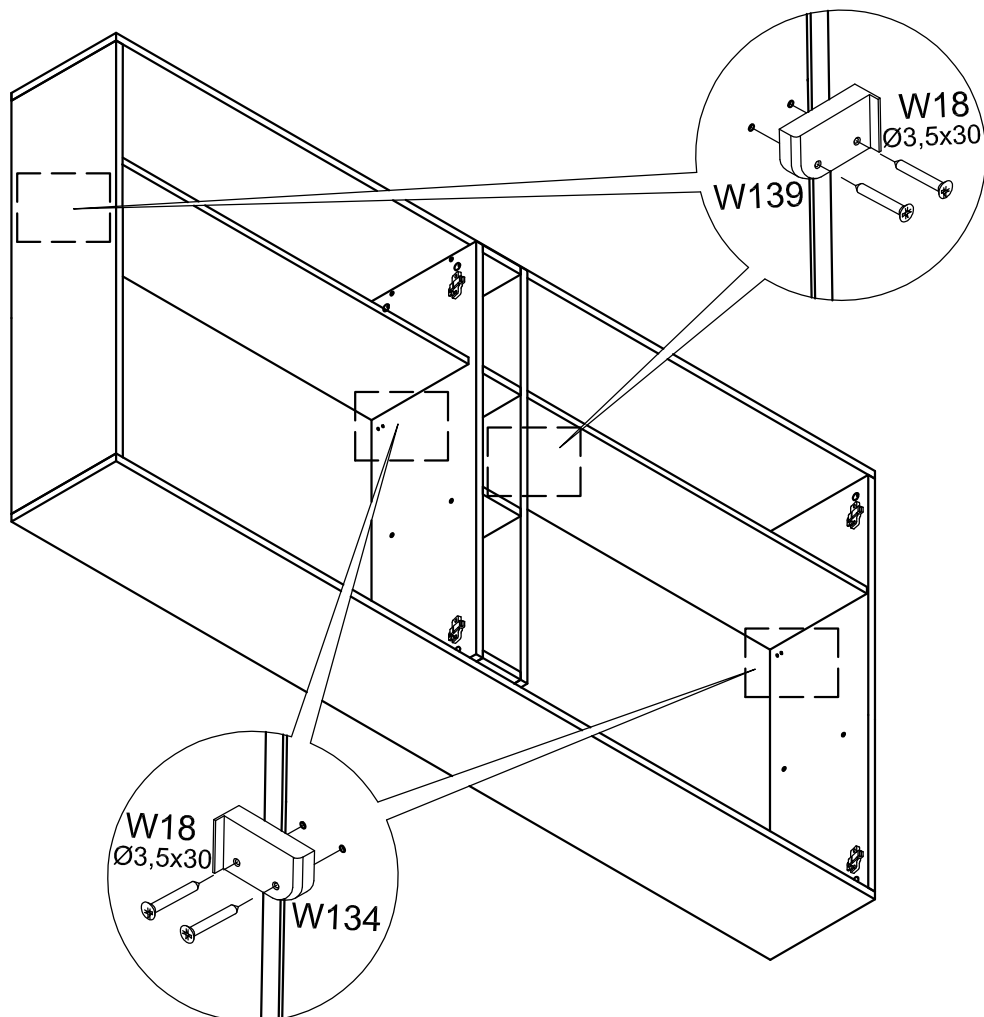
10



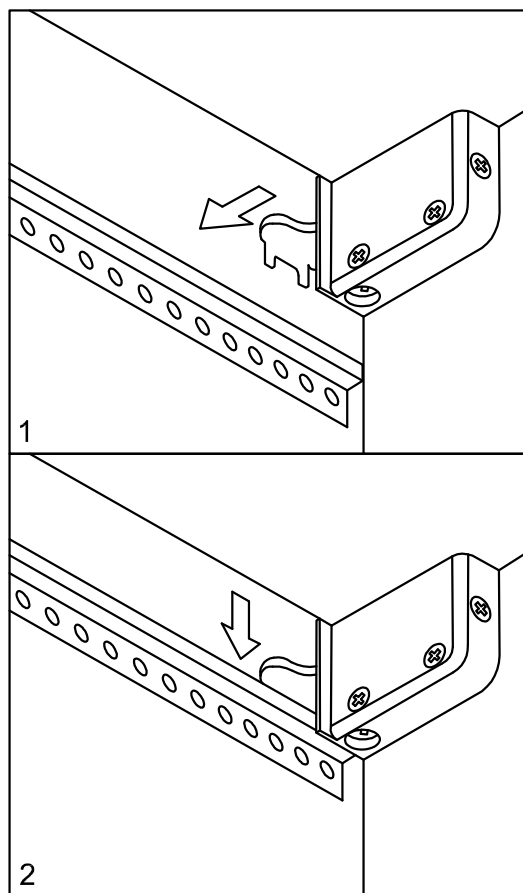
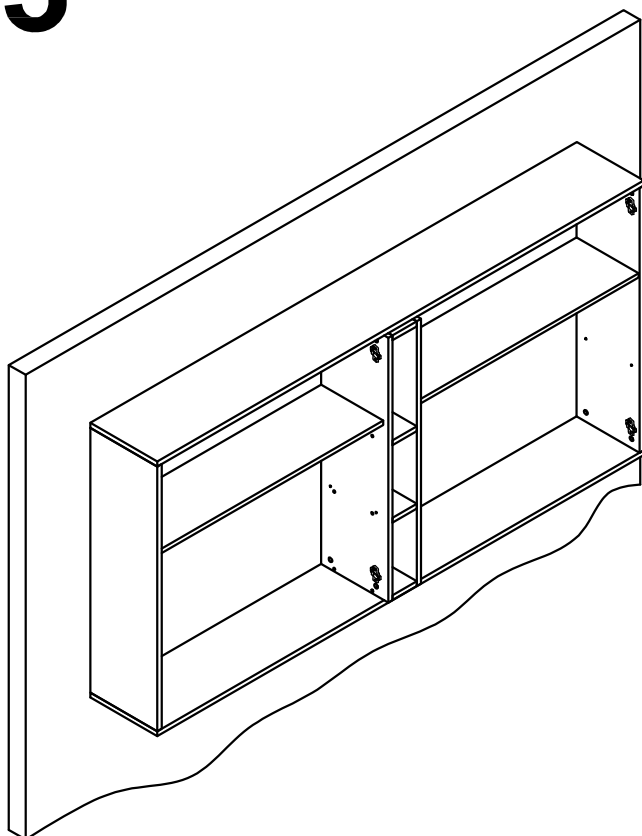
11



12

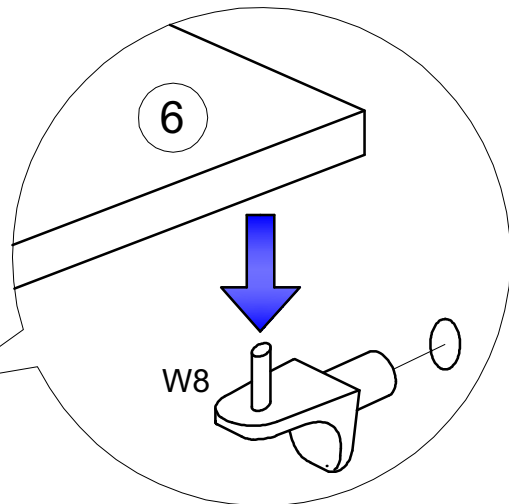
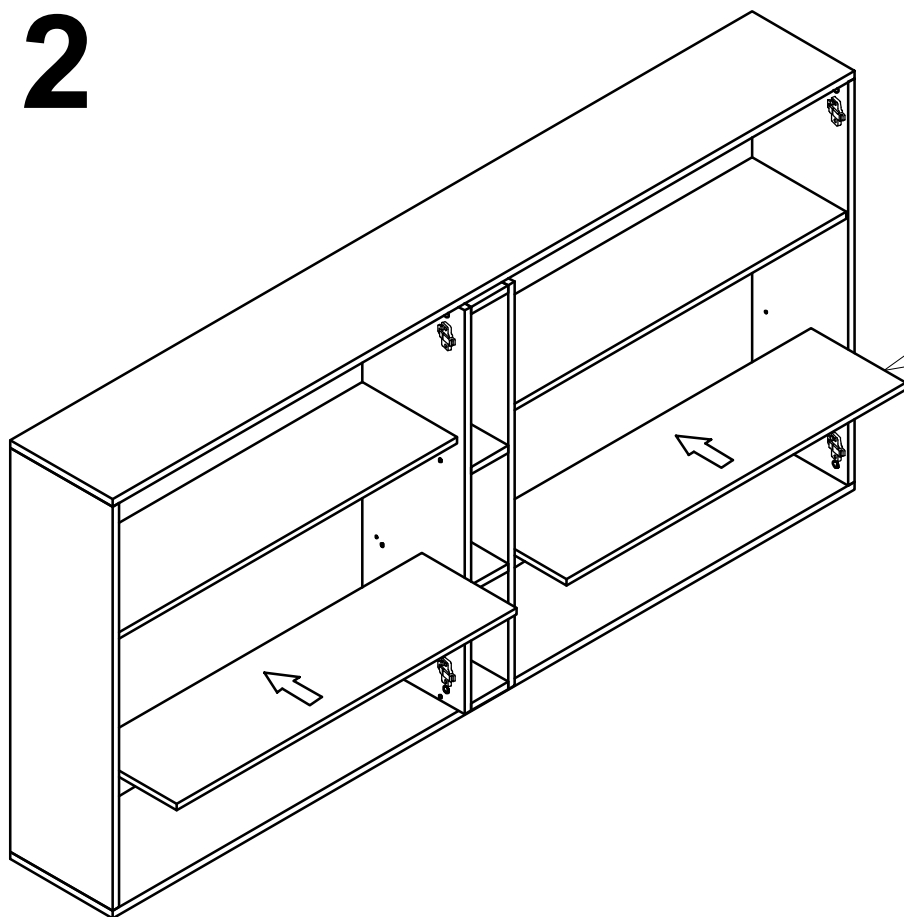


13

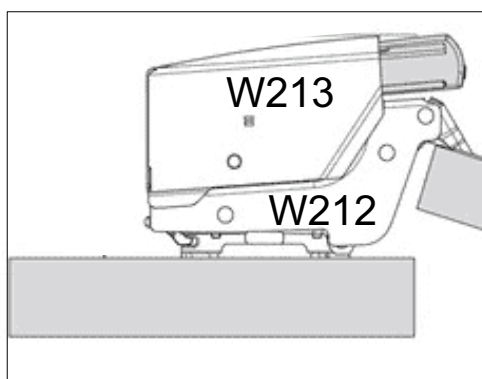
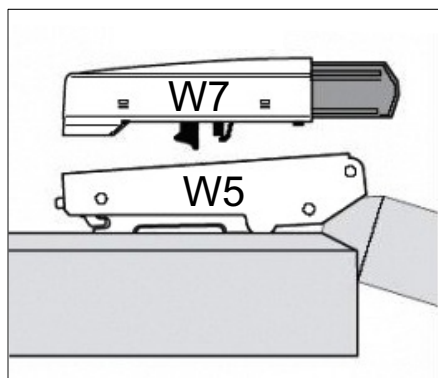
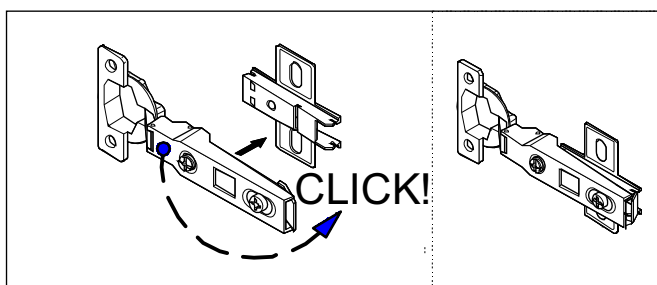
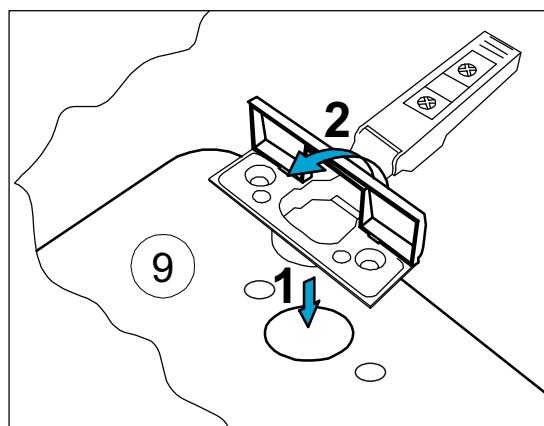
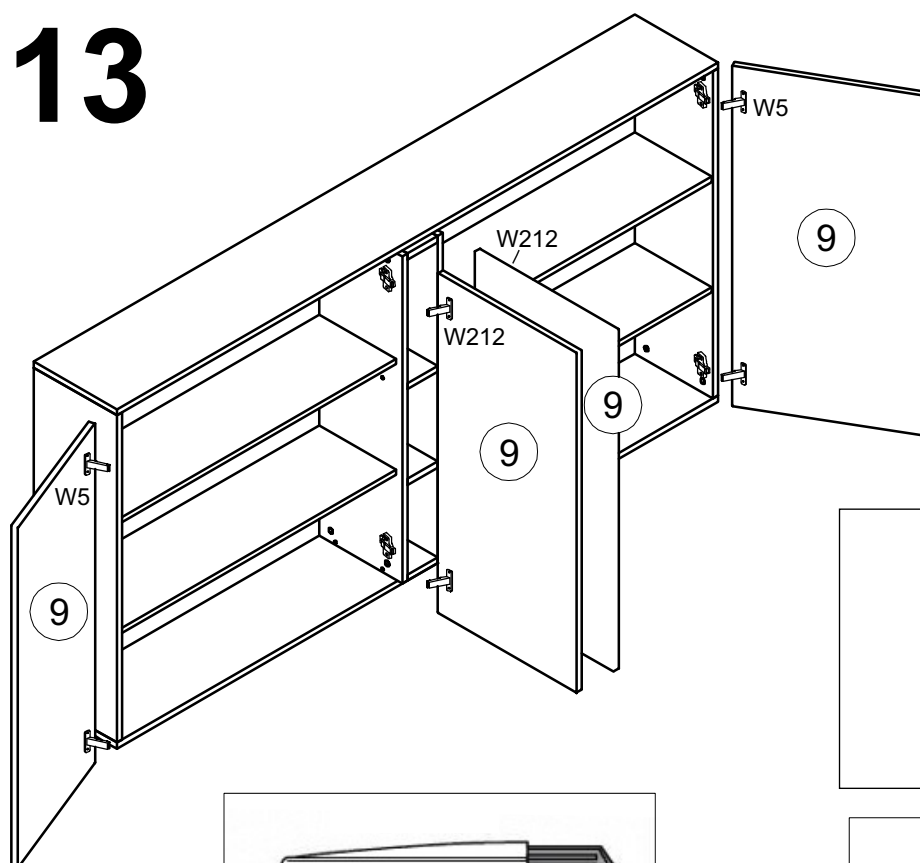


8

12



13



8

9

WAŻNE, ZACHOWAĆ DO PÓŹNIEJSZEGO STOSOWANIA - UWAŻNIE PRZECZYTAĆ

INSTRUKCJA UŻYTKOWNIKA

1. Aby uniknąć niebezpieczeństwa uduszenia, trzymać opakowanie plastikowe w miejscu niedostępnym dla niemowląt i dzieci.
2. Wszystkie połączenia muszą być dobrze dokręcone, oraz żaden element łączący nie może być luźny.
3. Ostrzeżenie: Bądź świadom ryzyka, jakie stanowi otwarty ogień, oraz inne silne źródła ciepła, takie jak promienniki elektryczne lub gazowe itp. umieszczone w pobliżu szafy.
4. Ostrzeżenie: Nie używać szafy, jeżeli jakikolwiek jej element jest uszkodzony, rozdarty lub brakuje elementu, używać wyłącznie elementy, dopuszczone przez producenta.
5. Wszystkie elementy muszą być utrzymane w czystości.

IMPORTANT, SAVE FOR FURTHER USAGE - READ CAREFULLY

USER'S MANUAL

1. To avoid the danger of suffocation, keep the plastic packaging away from babies and children.
2. All connections must be tightened correctly and not left loose.
3. Warning: Be aware of the risk of strong sources of heat, such as electric or gas radiators etc., which may be located near a wardrobe or other items of furniture as this could cause warping.
4. Warning: Do not use the wardrobe if any of the sections are damaged, or if there are any missing items. Use only those items that are supplied by the manufacturer.
5. All items must be kept clean.

ВАЖНО: СОХРАНИТЬ ДЛЯ ДАЛЬНЕЙШЕГО ИСПОЛЬЗОВАНИЯ, ВНИМАТЕЛЬНО

ПРОЧИТАТЬ

РУКОВОДСТВО ПО ЭКСПЛУАТАЦИИ

1. Во избежание риска удушья, хранить полиэтиленовую упаковку в недоступном для детей и новорожденных месте.
2. Все крепления должны быть плотно затянуты, а детали прочно соединены между собой.
3. Предупреждение: Необходимо принимать во внимание опасность открытого огня и других сильных источников теплового излучения, таких как электро - и газонагреватели, размещенных вблизи шкафа.
4. Предупреждение: Не использовать шкаф, если какой-либо его элемент поврежден, разорван или не хватает деталей. Использовать исключительно элементы, допущенные производителем.
5. Все элементы необходимо содержать в чистоте.

IMPORTANT- PASTRATI INSTRUCȚIUNILE PENTRU UTILIZARE ULTERIOARA. CITIȚI CU ATENȚIE ACESTE INSTRUCȚIUNI ÎNAINTE DE ASAMBLARE
MANUALUL UTILIZATORULUI

1. Pentru a evita pericolul de sufocare, nu lăsați ambalajul de plastic la îndemâna bebelușilor și a copiilor.
2. Toate conexiunile trebuie să fie strânse corect și nu trebuie lăsate libere.
3. Atenție: Fiți conștienți de riscul unor surse puternice de căldură, cum ar fi radiatoarele etc., care pot fi situate în apropierea unui dulap sau a altor piese de mobilier, deoarece acest lucru le- ar putea cauza deteriorari majore.
4. Atenție: Nu utilizați dulapul dacă oricare dintre secțiuni este deteriorată sau în cazul în care există elemente care lipsesc. Utilizați numai acele elemente care sunt furnizate de către producător.
5. Toate elementele trebuie să fie păstrate curate.

WICHTIGE HINWEISE, FÜR DIE SPÄTERE NUTZUNG AUFBEWAHREN- GENAU LESEN
BEDIENUNGSANWEISUNG

1. Die Kunststoffverpackung an einem für die Kinder nicht zugänglichen Ort halten, um das Risiko des Erstickens zu vermeiden.
2. Alle Verbindungen müssen richtig hergestellt werden, kein Verbindungsteil darf lose sein.
3. Warnung: Seien Sie sich des Risikos, das ein offenes Feuer sowie andere Wärmequellen wie elektrische Wärme- oder Gasstrahler usw., gestellt in der Nähe des Schrankes, darstellen, bewusst.
4. Warnung: den Schrank nicht benutzen, wenn ein Teil beschädigt, gerissen ist oder fehlt, nur die vom Hersteller zugelassenen Teile verwenden.
5. Alle Teile sind sauber zu halten.

TÄRKEÄÄ - SÄILYTÄ MYÖHEMPÄÄ KÄYTTÖÄ VARTEN. LUE KÄYTTÖOHJEET TARKKAAN
ENNEN KALUSTEIDEN KOKOAMISTA
KÄYTTÖOHJEET

1. Välttääksesi tukehtumisvaaran, pidä muovipakkaukset poissa vauvojen ja lasten lähettyviltä.
2. Kaikki kiinnitykset tulee kiristää oikein, eikä niitä saa jättää löysiksi.
3. Huomio: ole tietoinen voimakkaista lämmönlähteistä, kuten sähkö- ja kaasupattereista jne., jotka saattavat sijaita vaatekaapin tai muiden kalusteiden lähellä, sillä tämä saattaa aiheuttaa materiaalien taipumista.
4. Huomio: älä käytä vaatekaappia, jos jokin osa on vaurioitunut, tai jos siitä puuttuu osia. Käytä vain valmistajan toimittamia osia.
5. Kaikki osat tulee pitää puhtaana.